

Technical Report

Wide Area ATM Network Experiments Using Emulated Traffic Sources

Beng-Ong Lee
Victor S. Frost

ITTC-FY98-TR-10980-24

January 1998

Project Sponsor:
Sprint Corporation
Under prime contract to
Defense Advanced Research Projects Agency
Contract Number DABT 63-94-C-0068

Abstract

Several wide area network testbeds have been deployed to study the performance of Asynchronous Transfer Mode Networks (ATM). Experiments are being conducted on these testbeds to measure their performance. However, one of the weaknesses of testbed networks is the lack of realistic traffic flows. To experimentally evaluate networks, realistic flows must be generated to emulate the actual traffic. Such source models are needed for network design and to evaluate traffic shaping, routing algorithm, and control mechanisms. Future broadband networks will carry the traffic from commonly used applications, like *telnet* and *ftp*. In addition, traffic from video and voice services are expected to be a substantial portion of the network traffic. The exponential-growth of the World Wide Web (WWW) will also have a great impact on the design and the performance of networks.

To emulate user traffic on networks, empirically derived traffic models were collected and implemented in NetSpec 3.0, a sophisticated network performance tool. Congestion experiments using these emulated traffic models were designed and conducted. User applications only see packet performance, not ATM performance. As a result, packet delay jitter and packet loss were the performance metrics here. However, the combination of transport level flow control and ATM level traffic shaping is also studied. This allows us to evaluate how lower level

layers affect the packet level performance.

Contents

1	Introduction	1
1.1	The AAI Network	3
1.2	Organization	4
2	Background	6
2.1	Asynchronous Transfer Mode (ATM)	6
2.2	Synchronous Optical NETwork (SONET)	8
2.3	Traffic Management	9
2.4	ATM Local and Wide Area Networks	10
2.5	TCP and UDP in Long Delay, Large Bandwidth Environment	11
3	Source Modeling	13
3.1	Overview	13
3.1.1	Variation of Day	14
3.2	Generic Traffic Source	16
3.2.1	Interactive Traffic	16
3.2.2	Bulk Transfer Traffic	17
3.3	TELNET	19
3.3.1	TELNET Call Level	19
3.3.2	TELNET Session Level	21
3.4	FTP (File Transfer Protocol)	23
3.4.1	FTP Call Level	23
3.4.2	FTP Session Level	24
3.5	VBR Video Traffic	26
3.5.1	Video Teleconference	26
3.5.2	MPEG Video Stream	28
3.6	World Wide Web Traffic	30
3.6.1	WWW Call Level	31
3.6.2	WWW Session Level	32
4	Real Time Implementation of Traffic Models in NetSpec	33
4.1	Overview of NetSpec 3.0	34
4.1.1	Implementations of Interactive Traffic	37

4.1.2	Implementations of Bulk Transfer Traffic	38
4.2	TELNET Implementation in NetSpec	39
4.3	FTP Implementation in NetSpec	40
4.4	Video MPEG Implementation in NetSpec	41
4.5	Video Conferencing Implementation in NetSpec	42
5	Validation of Traffic Models Implementation	43
5.1	FTP Models	44
5.2	WWW Models	47
5.3	MPEG Models	50
5.4	Video Conferencing Models	51
6	WAN Experiments	52
6.1	Performance Metrics	55
6.2	No Cell Level Pacing	59
6.3	Cell Level Pacing on Target Flows	67
6.4	Cell Level Pacing on Background Traffic	71
6.5	Comparison of Network Performance After Network Upgrades . .	76
6.5.1	No Cell Level Pacing	78
6.5.2	Cell Level Pacing on Background Traffic	79
7	Lessons Learned	83
7.1	ATM WAN Performance	83
7.1.1	TCP and UDP Protocol Performance	83
7.1.2	Traffic Shaping	84
7.1.3	Asymmetrical Network Structure	86
7.1.4	Early Packet Discard (EPD) Functionality and Performance	86
7.2	Doing Network Measurements	87
7.2.1	Network Connectivity	87
7.2.2	Host State	88
7.2.3	Long Duration of Experiments	88
7.2.4	Large Amount of Collected Data	89
8	Conclusions and Future Work	91
8.1	Summary and Conclusions	91
8.2	Future Work	92
A	NetSpec Scripts for Validation Experiments	94
A.1	FTP script for Validation Experiment	94
A.2	WWW script for Validation Experiment	101
A.3	MPEG script for Validation Experiment	107
A.4	VideoConference script for Validation Experiment	110

B	NetSpec Scripts for WAN Experiments	112
B.1	TCP Target Flows scripts	112
B.2	UDP Target Flows scripts	115
B.3	25Mbps Background Traffic script	117
B.4	60Mbps Background Traffic script	122

List of Tables

3.1	The parameters of I, P, B frame types	30
4.1	Available Random Distributions in NetSpec 3.0	36
5.1	Interarrival Rates and lambda for FTP Sessions	46
5.2	Interarrival Rates and lambda for WWW Connections	49
6.1	Configuration of Contention Traffic Rate	54
6.2	Target Flow Throughput	55
6.3	Pacing Rates for Target Flows	67
6.4	25Mbps Background Traffic Pacing Rates	74
6.5	60Mbps Background Traffic Pacing Rates	74
7.1	Run Dates of the Experiments from ITTC to AAI cloud	89
7.2	Run Dates of the Experiments from AAI cloud to ITTC	90

List of Figures

1.1	AAI Wide Area Network Map	4
2.1	ATM Cell Format	7
2.2	ATM LANs and WANs	11
3.1	Mean, relative, hourly session arrival rates for <i>telnet</i> , <i>ftp</i> sessions, phone connections, WWW requests.	14
3.2	Interactive Traffic Setup	17
3.3	Bulk Transfer Traffic Setup	18
3.4	TELNET Traffic Setup	20
3.5	TELNET packet interarrival time distribution from <i>tcplib</i>	21
3.6	TELNET packet size distribution from <i>tcplib</i>	22
3.7	FTP Traffic Setup	23
3.8	FTP Number Of Items distribution from <i>tcplib</i>	24
3.9	FTP Item Size distribution from <i>tcplib</i>	25
3.10	Video Traffic Setup	26
3.11	Compression pattern used to generate the video stream	29
3.12	WWW Traffic Setup	31
4.1	NetSpec's Implementation of Burst	34
4.2	Example Script of User Level VBR Traffic	35
4.3	NetSpec's Implementation of Interactive Traffic	37
4.4	NetSpec script for interactive traffic	38
4.5	NetSpec's Implementation of Bulk Transfer Traffic	38
4.6	NetSpec script for bulk transfer traffic	39
4.7	NetSpec script for telnet traffic	39
4.8	NetSpec script for ftp traffic	40
4.9	NetSpec script for MPEG video stream	41
4.10	NetSpec script for teleconferencing video stream	42
5.1	Emulated Daily FTP Traffic	44
5.2	Calculated Mean of Daily FTP Traffic	45
5.3	Emulated Daily WWW Traffic	47
5.4	Calculated Mean of Daily WWW Traffic	48

5.5	Emulated Traffic of 12 MPEG Video Streams	50
5.6	Emulated Traffic of 7 Videoconferencing Streams	51
6.1	Network Configuration for ITTC to AAI Connections	53
6.2	Effect of Cell Level Pacing	58
6.3	Standard Deviation (ms) of Network Jitter of TCP Target Flows from ITTC to AAI cloud	59
6.4	Standard Deviation (ms) of Network Jitter of TCP Target Flows from AAI cloud to ITTC	61
6.5	Standard Deviation (ms) of Network Jitter of UDP Target Flows from ITTC to AAI cloud	63
6.6	Standard Deviation (ms) of Network Jitter of UDP Target Flows from AAI cloud to ITTC	64
6.7	Percentage of UDP Segment Losses of UDP Target Flows from ITTC to AAI cloud	65
6.8	Percentage of UDP Segment Losses of UDP Target Flows from AAI cloud to ITTC	66
6.9	Standard Deviation (ms) of Network Jitter of Cell Level Paced TCP Target Flows from ITTC to AAI cloud	68
6.10	Standard Deviation (ms) of Network Jitter of Cell Level Paced TCP Target Flows from AAI cloud to ITTC	69
6.11	Standard Deviation (ms) of Network Jitter of Cell Level Paced UDP Target Flows from ITTC to AAI cloud	70
6.12	Percentage of Segment Losses of Cell Level Paced UDP Target Flows from ITTC to AAI cloud	71
6.13	Standard Deviation (ms) of Network Jitter of Cell Level Paced UDP Target Flows from AAI cloud to ITTC	72
6.14	Percentage of Segment Losses of Cell Level Paced UDP Target Flows from AAI cloud to ITTC	73
6.15	Standard Deviation (ms) of Network Jitter of TCP Target Flow with Cell Level Paced Background Traffic from ITTC to AAI cloud	75
6.16	Standard Deviation (ms) of Network Jitter of TCP Target Flow with Cell Level Paced Background Traffic from AAI cloud to AAI	76
6.17	Standard Deviation (ms) of Network Jitter of UDP Target Flows with Cell Level Paced Background Traffic from ITTC to AAI cloud	77
6.18	Standard Deviation (ms) of Network Jitter of UDP Target Flows with Cell Level Paced Background Traffic from AAI cloud to ITTC	78
6.19	Percentage of UDP Segment Losses of UDP Target Flows with Cell Level Paced Background Traffic from ITTC to AAI cloud	79
6.20	Percentage of UDP Segment Losses of UDP Target Flows with Cell Level Paced Background Traffic from AAI cloud to ITTC	80
6.21	Standard Deviation of UDP Target Flows under the non-cell level paced 60Mbps Background Traffic	80

6.22 Losses of UDP Segments of UDP Target Flows under the non-cell level paced 60Mbps Background Traffic 81

6.23 Standard Deviation of UDP Target Flow under the cell level paced 60Mbps Background Traffic 81

6.24 Losses of UDP Segments of UDP Target Flows under the cell level paced 60Mbps Background Traffic 82

Chapter 1

Introduction

The idea of Asynchronous Transfer Mode (ATM) was first introduced in mid-1980s. Since then, numerous studies had been conducted to fully understand the performance and behavior of ATM wide area networks (WANs) and local area networks (LANs). As more and more new ATM standards are being proposed and set, the definition of ATM and its functionality are changing. Advanced technology provides better ATM equipment and facilities at lower costs. All of these lead to new research areas in network performance, switch queueing, and new routing algorithms.

Several national wide large scale ATM testbeds, such as Multi-dimensional Applications Gigabit Internetworking Consortium (MAGIC) and Advanced Technology Demonstration Network (ATDnet), have been deployed to experimentally evaluate the ATM performance, such as network capacity, queueing performance. One of the weaknesses of testbed networks is the lack of realistic traffic flows on the system. To experimentally evaluate networks, realistic traffic flows must be generated to emulate the actual traffic. Such source models are needed for network design and to evaluate traffic shaping, routing algorithm, and control mech-

anisms. Future broadband networks, especially wide area networks (WANs), will carry the traffic from commonly used applications, like *telnet* and *file transfer protocol (ftp)*. *telnet* is a widely common tool that allows a user at one site to establish a connection to a login server at another. *ftp* is another tools that provides file accesses on remote machines. Traffic from video and voice services are expected to be a substantial portion of the network traffic. The exponential-growth of the World Wide Web (WWW) will also have a great impact on the design and the performance of networks.

Many ATM WAN experiments have been conducted on the testbeds to measure point-to-point maximum throughput in bits/second [22]. These maximum throughput experiments do not address the network performance under cross traffic congestion scenarios. To truly understand ATM network performance from the user prospective, realistic congestion experiments that include emulated user traffic must be conducted. In addition, user applications only see packet level performance, not the ATM level performance. Packet loss and packet delay jitter are the other important elements in describing network performance.

In this document, a summary of the empirically-derived analytic source models is described. *Telnet* and *ftp* connections, video streams, and the WWW traffic models are considered. The models were collected from various studies and notes [1], [4] [9] [10] [11] [19]. These models represent traffic flows from regular network users. These source models have been successfully implemented in NetSpec 3.0 [21], a network testing tool. The details of NetSpec can be found in chapter 4 and [21]. Congestion experiments using these emulated user traffic models have been designed and conducted to evaluate network performance, such as packet loss and packet delay jitter. In addition, effects of transport level flow control and ATM level traffic shaping are studied. All the WAN experiments were conducted

on the ACTS ATM Internetwork (AAI) testbed, a nation wide large scale ATM testbed.

1.1 The AAI Network

The ACTS ATM Internetwork (AAI) is an Advanced Research Projects Agency (ARPA) research network providing wide area Asynchronous Transfer Mode (ATM) connectivity. It connects several DoD High Performance Computing center and high speed wide area ATM testbeds, such as Multidimensional Applications and Gigabit Internetwork Consortium (MAGIC) and ATDnet gigabit testbeds. The ATM cell relay service is being provided by Sprint. NEC M20 switches are interconnected to form the Sprint ATM backbone and FORE ASX-200, ASX-200BX, ASX-1000 provide the connections at each site. AAI research focuses on network signaling, congestion management, multicast (ATM and IP), and Gateways to non-ATM LANs.

The University of Kansas (KU) is one of the AAI participants. Several workstations have been deployed by KU to different geographical locations within the AAI for the use of ATM WAN experiments. The workstations consist of DEC Alpha 3000/700s and Sun SPARC-20s equipped with ATM OC-3 interface cards. These workstations are capable of performing high speed ATM WAN experiments. The DEC Alphas and Sun SPARC-20s have large TCP window size of up to 20MEG bytes to perform long delay WAN experiments.

Figure 1.1 shows the AAI wide area network map and the locations of workstations deployed by KU. The largest Round Trip Ping Time (RTT) is 63ms from ARL at Washington, D.C. to NCCOSC at San Diego, California.

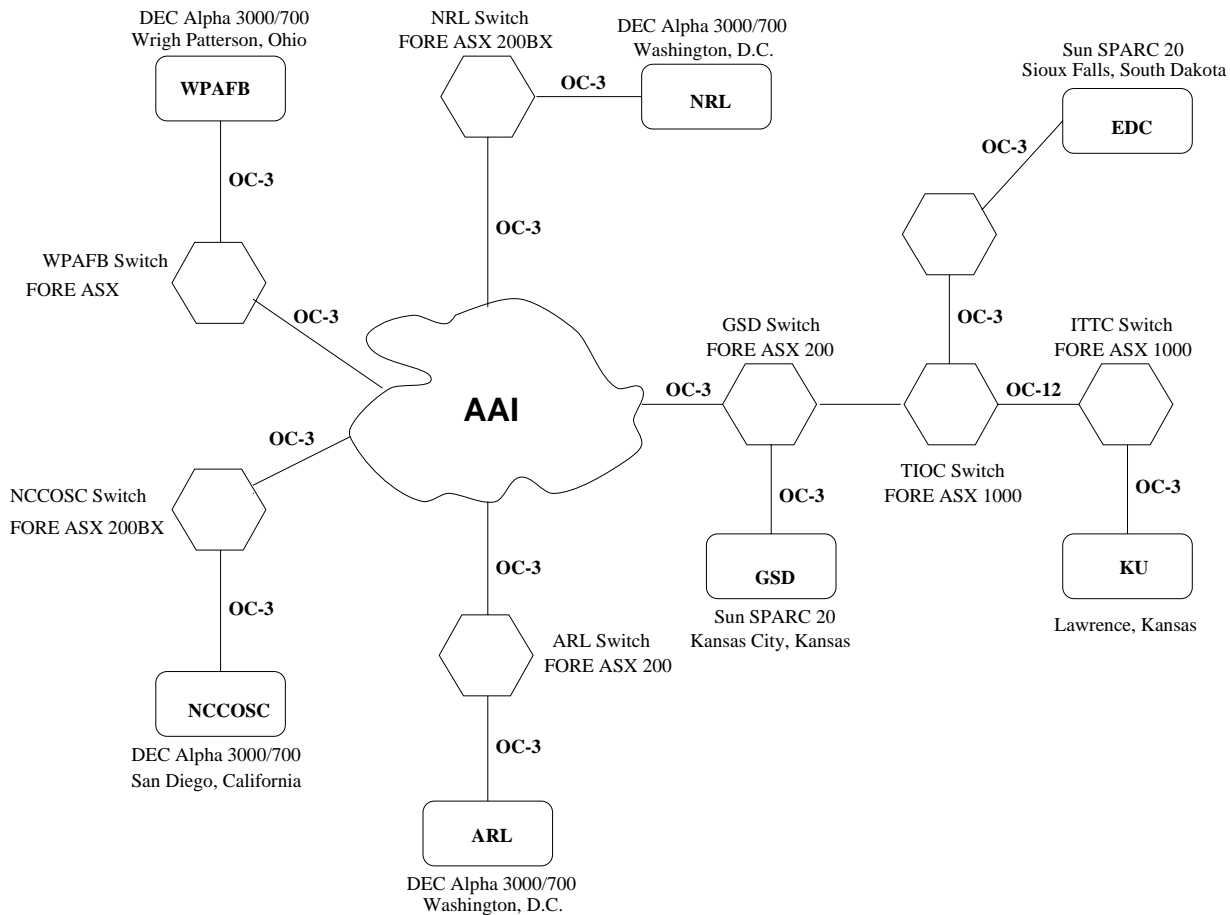


Figure 1.1: AAI Wide Area Network Map

1.2 Organization

This report is divided into 8 chapters.

Chapter 2 briefly describes basic network background information. Common traffic management techniques are presented. The effect of TCP and UDP in a long delay network environment is discussed.

Chapter 3 presents the *telnet*, *ftp*, video, WWW traffic models collected from various papers and books. Two generic models are developed. The modeling of each traffic type using the generic models is presented.

Chapter 4 briefly describes the overview of a network testing tool, NetSpec,

and discusses how the random traffic models in Chapter 3 were implemented.

Chapter 5 presents the validation of traffic models implementation.

Chapter 6 presents the ATM WAN experiments using the emulated user traffic models. The combined effect of transport level flow control and ATM cell level traffic shaping is studied. In addition, comparison of network performance was made to reflect the network changes.

Chapter 7 discusses the lessons learned about the ATM WAN performance and addresses some of the issues found during the experiments.

Chapter 8 summaries the conclusion and recommend some proposals for future work.

Chapter 2

Background

This chapter aims to provide some background information about networking. A brief description of ATM and Synchronous Optical Network (SONET) is given. In addition, common traffic management techniques to optimize network utilization are listed in Section 2.3. The effects of Transmission Control Protocol (TCP) and User Datagram Protocol (UDP) in a long delay network environment are also discussed in Section 2.5.

2.1 Asynchronous Transfer Mode (ATM)

ATM is a packet-oriented transfer method. Multiple logical connections are allowed to multiplex over a single physical connection. The basic idea of this high speed transfer method is the fixed size ATM *cells*. The size of the cell is always 53 bytes. The cell has 5 bytes overhead and 48 bytes of payload. This fixed size cell implementation enables the ATM network to intermingle voice, video, and data without compromising the unique needs of each application. In addition, the ATM switches can process and route the fixed size cells more quickly in hardware

since no additional processing is needed for the fixed size cells. Figure 2.1 shows the ATM cell format.

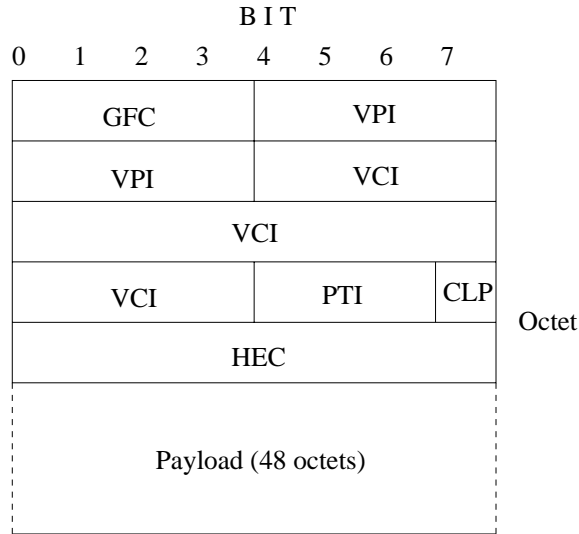


Figure 2.1: ATM Cell Format

Payload Type Indicator (PTI) and Cell Loss Priority (CLP) in the ATM header are often used by various traffic flow control methods. Virtual Path Identifier (VPI) and Virtual Circuit Identifier (VCI) are used to route cells through networks. The Header Error Code (HEC) is used by the network equipment to determine if any bits in the header have been corrupted during transmission.

Unlike other networks, ATM provides multiple classes of services to support different application needs. The defined service categories are as follows :

- **Constant Bit Rate (CBR)** is designed to provide support for applications that need a highly predictable transmission rate.
- **Variable Bit Rate (VBR)** service is controlled by two parameters : Sustainable Cell Rate (SCR) and Peak Cell Rate (PCR). SCR is the average rate of transmission. PCS is the maximum transmission rate that a VBR

connection can burst out. There are two types of VBR service : Real Time and Non-Real Time.

- **Real Time (VBR-rt)** : This type of applications requires a real-time environment. In other words, data transmission is time critical and can not tolerate large cell delay variations. Video conferencing is a good example.
- **Non-Real Time (VBR-nrt)** : Applications that store information for later retrieval, such as store-and-forward video usually use this type of service. A timing relationship is not required on each end.
- **Available Bit Rate (ABR)** provides the maximum amount of network resources available to the connection when needed. The data can tolerate variation in transmission speed and network delay.
- **Unspecified Bit Rate (UBR)** cells are the first to be dropped when congestion occurs. This type of services provides the least QoS.

2.2 Synchronous Optical NETWORK (SONET)

SONET is a world wide standard transport mechanism that utilizes the advantages of high speed fiber optics. It is often found to be the physical infrastructure of choice for carrier ATM networks. The most common SONET implementations are OC-3 (155.52Mbps), OC-12 (622.08Mbps), OC-48 (2.4Gbps), and OC-192 (9.6Gbps). Unlike asynchronous protocols with bit stuffing technique, SONET achieves its high speed by adding pointers to identify the starting bit of the payload.

SONET system configured in rings can recover from single fiber cuts or equipment failures in less than 250ms. Most large-scale SONET networks use 4-fiber, bidirectional, path/line-switched rings to ensure active network status. It allows connections to be restored in milliseconds without interrupting traffic transmission. This feature makes SONET ideal for mission-critical networks, such as banking, hospital, military, and etc.

2.3 Traffic Management

Network performance does not depend solely on the maximum speed of transmission. In an ATM network, congestion occurs and cells are discarded. To prevent cell losses, ATM switches are equipped with large buffers to temporarily store the cells until transient congestion passes. However, large buffers do not always solve the congestion problem. Many techniques may be used individually or in combination to have better congestion control. Below are some of the common techniques to achieve better network utilization. The Payload Type Indicator (PTI) and Cell Loss Priority (CLP) bits in the ATM header can be used to selectively drop traffic.

- *Large Buffers* : larger buffers are often the first choice for networks to reduce the chances of traffic congestion. Cells are temporarily stored in the switch buffers during congestion instead of being dropped. However, increasing switch buffers also increases cell delay and equipment cost. An engineering approach is needed to determine the best buffer size under the constraint of cell delay and cost.
- *Per VC Queueing* : Instead of sharing the same queue for all connections, an independent queue (buffer) is allocated for a particular VC. In this case,

other connections won't be influenced when congestion occurs on this particular VC.

- *Packet Discarding* : If an intermittent cell is missing at the receiving end, the whole packet will be dropped by higher layer because of incomplete packet error. When congestion occurs, the network only drops one of the higher-layer packets instead of corrupting multiple packets with occasional cell loss. There are two Packet Discarding techniques : Early Packet Discard (EPD) and Partial Packet Discard (PPD).
 - EPD reserves the remaining buffer space for packets that are already in the buffer when the threshold has been exceeded. This technique maximizes the chances for these packets that already in the buffer to be successfully transmitted. The last cell of the packet is not discarded since it indicates the next packet.
 - PPD discards all remaining cells in the packet that are already in the buffer when buffer overflows. It can be combined with the use of EPD to reduce the chance of discarding cells from multiple packets.

2.4 ATM Local and Wide Area Networks

ATM LANs often consist of multiple interconnected switches that support a variety of link speeds per port. ATM WANs are often connected with 155Mbps (OC-3) links or 622Mbps (OC-12) links to aggregate the traffic from the LANs. Figure 2.2 shows a typical ATM network. ATM standards have been set by International Telecommunication Union (ITU), formerly known as CCITT. As a result, switches are available and interconnectable from many vendors.

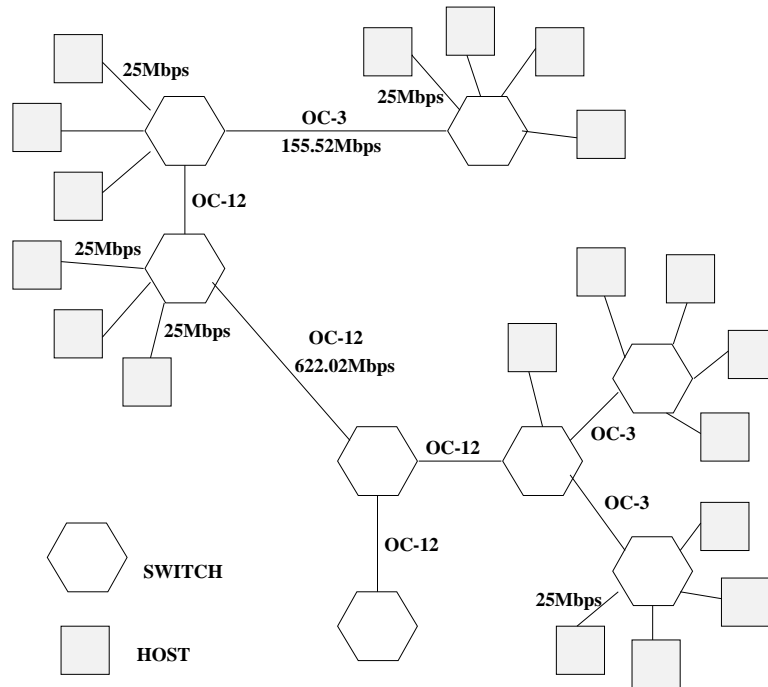


Figure 2.2: ATM LANs and WANs

2.5 TCP and UDP in Long Delay, Large Bandwidth Environment

Transmission Control Protocol (TCP) uses a sliding window scheme to provide its flow control. The receiver returns an acknowledgment packet to the source for every packet it receives. This acknowledgment packet indicates the transmitted data has been successfully received with no error. Thus, it provides reliable data delivery. Generally, under TCP, the source keeps transmitting a sequence of packets before it receives acknowledgment packets back from the receiver. A well-tuned TCP connection will keep the network completely saturated with packets. As a result, it substantially improves the network utilization.

The performance of sliding window protocol depends on the window size and the speed at which the network accepts packets. Especially on ATM WANs,

window size is often found to be the bottleneck of the throughput. For a simple TCP connection with a RTT of 40 milliseconds on an OC-3 link, the window size must be at least

$$\begin{aligned} WindowSize &= \frac{135Mbits}{seconds} * 0.040seconds * \frac{1byte}{8bits} \\ &= 675,000bytes \end{aligned}$$

Note that, although the nominal OC-3 link rate is 155.02Mbps, the theoretical maximum achievable throughput on TCP layer is 135.102Mbps. Today's workstations usually have a default of TCP windows less than 256K bytes. To take advantage of high speed networks, TCP window size must be carefully set.

Unlike TCP, User Datagram Protocol (UDP) is an unreliable connectionless packet delivery protocol. Data is transmitted from sources to receivers without proper safety mechanisms to ensure that data arrives successfully. UDP does not have a flow control method. Thus, UDP sources tend to transmit the data as fast as possible. This often leads to severe network traffic congestion. Experiments have proven that UDP has poor throughput in a congestion environment [22].

Chapter 3

Source Modeling

3.1 Overview

For decades, source or traffic modeling has been an active research area. Analytical modeling of traffic sources provides the basis of performance analysis and network design. Usually, empirical data is collected and evaluated to provide the basis for analytical models. This data represents the behavior of network traffic. A mathematical expression is often developed based on the properties observed from the empirical data. This mathematical model serves as an approximation for the target traffic. The model is used to analyze network performance, such as queue length, queue delay, loss probability, etc. This chapter describes the source models that were collected from various studies. The source models are telnet, ftp, MPEG, Videoconference, and WWW. Two generic models are developed for interactive and bulk transfer applications in Section 3.2.1 and 3.2.2, respectively. Detailed models and characteristic of each type of traffic are presented and summarized from Section 3.3 to 3.6. As has been widely observed before, network traffic is dominated by a 24-hour pattern. In doing long duration experiments,

the hourly-varied traffic must be taken into consideration. Section 3.1 briefly describes the 24-hour traffic pattern from different applications.

3.1.1 Variation of Day

The network traffic has been observed as a function of time and applications. Network users seem to use the network according to their needs, hour of the day, and day of the week. In addition, network traffic is closely related to the applications. Video, graphic, voice, and data traffic have different characteristics. If the network traffic is measured through the course of the whole day, it varies from morning to midnight. Figure 3.1 shows the fraction of total connections of different traffic types.

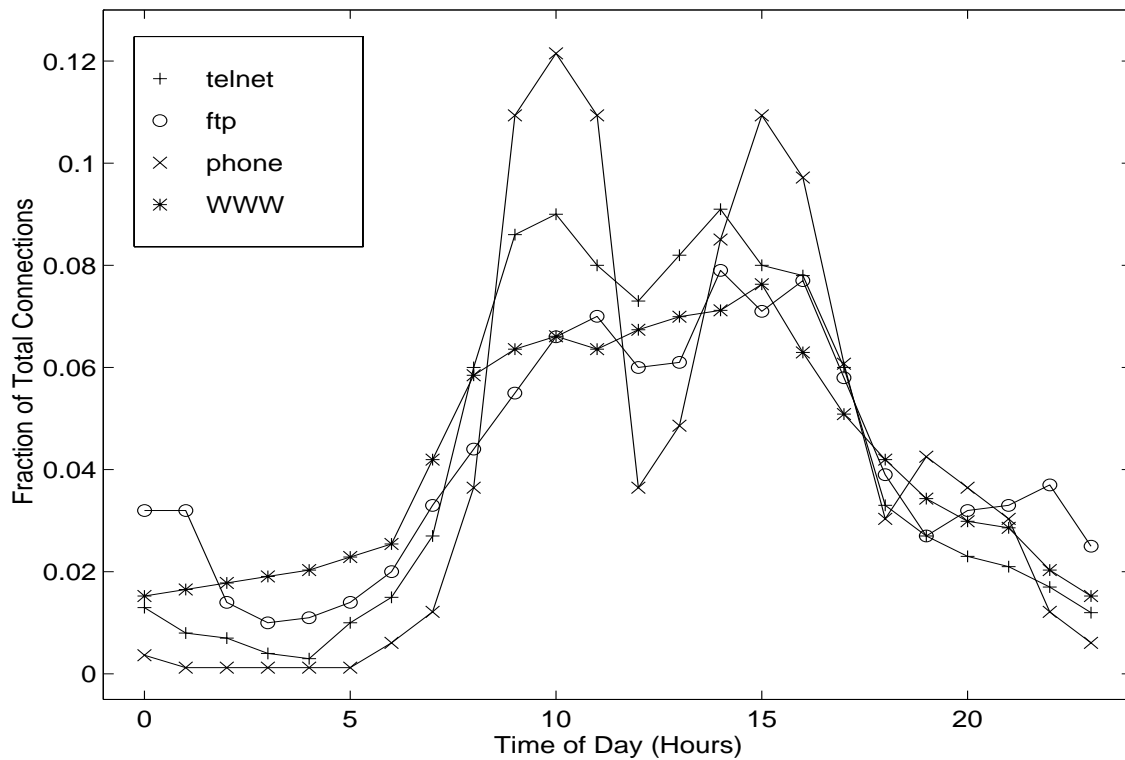


Figure 3.1: Mean, relative, hourly session arrival rates for *telnet*, *ftp* sessions, phone connections, WWW requests.

As observed from the Figure 3.1, each type of traffic has its own pattern of traffic load from morning to midnight. For an example, telnet connections has the highest peaks at morning and afternoon where as ftp has an additional peak at evening. The characteristic of each type of traffic is briefly described as follows :

- *telnet* : telnet traffic has two peak hours around morning and afternoon hours. Telnet traffic do not consume network bandwidth as much as other traffic types do because it transmits only text data.
- *ftp* : Unlike telnet traffic, ftp traffic has another peak during evening hours. This is because users are taking the advantage of quiet hours of the network. ftp traffic has been known as bursty due to its nature of transmitting multiple large-sized items.
- **Telephone** : telephone activity has two large peak hours around the morning and afternoon hours from business use. During lunch hours, phone traffic reduces substantially. During the evening, traffic increases due to the residential use.
- **WWW** : Compared to other traffic, WWW doesn't vary a lot during the time of day. This is because WWW traffic arises from a wider geographical base..

3.2 Generic Traffic Source

Basically, all the traffic sources can be categorized into two types : (1) interactive, and (2) bulk transfer. This section outlines the generic models to describe the traffic from interactive and bulk transfer applications. Models on session and call level of each traffic type presented in Section 3.2 to 3.6 are developed from these generic models.

3.2.1 Interactive Traffic

Interactive applications, like *telnet*, are dependent upon human behavior and activities, such as typing speed and user think time. The traffic pattern is bidirectional. Two time scales are needed to describe the traffic sources. The call level models the multi-session behavior, such as the interarrival times and the duration of each session. The session level models the traffic patterns, such as packet interarrival times and packet sizes, within each single session.

Call Level

The call level consists of two models. They are :

- Session Interarrival Time : the interarrival time between the sessions.
- Session Duration : the duration of login time or holding time of each session or call.

Session Level

The session level contains two models to describe the variance within each connection. They are :

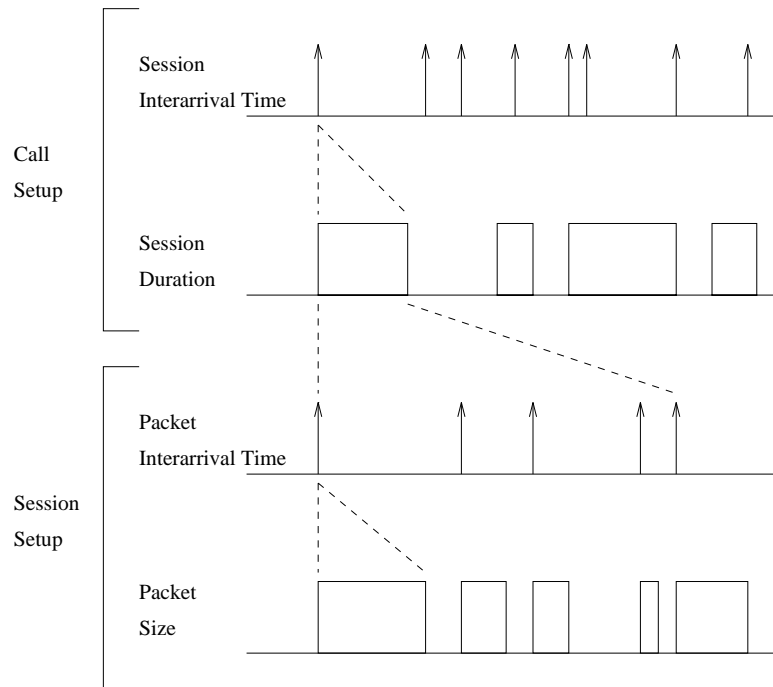


Figure 3.2: Interactive Traffic Setup

- Packet Interarrival Time : the interarrival time of packets within a single session.
- Packet Length or Packet Size : the size of each packet within a single session.

3.2.2 Bulk Transfer Traffic

The amount of data, which is usually transferred by applications like ftp, VBR video, and WWW browsers, is more significant in one direction compared to the other. Unlike interactive applications, the characteristics of the generated traffic are mostly dependent on the network and host configuration parameters. For example, the maximum packet size of the *ftp* traffic is limited by the Maximum Transfer Unit (MTU) size of the hosts. The duration of each session is dominated by the network's link rate. The faster the link rate, the shorter the duration of

each session. Different network capacities will have different performance for bulk transfer traffic.

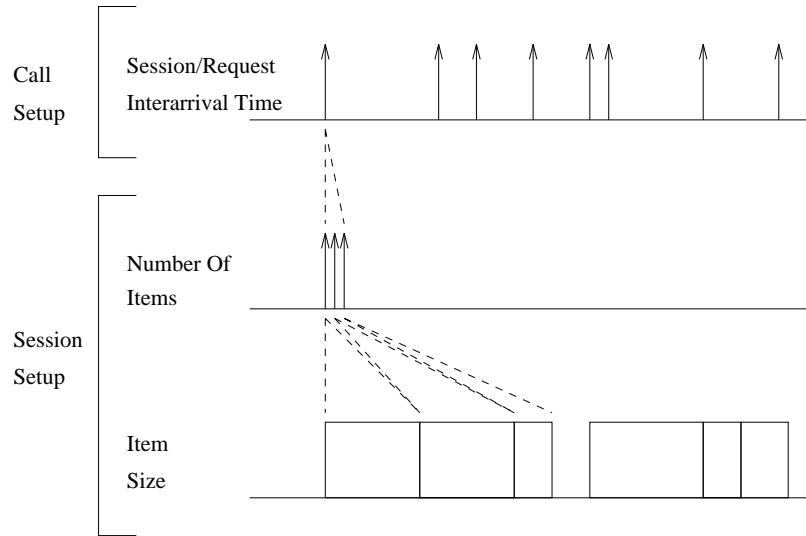


Figure 3.3: Bulk Transfer Traffic Setup

Call Level

The call level for bulk transfer traffic consists of one model.

- Session or Request Interarrival Time : the interarrival time between the sessions or requests.

Session Level

The session level for bulk transfer traffic consists of two models.

- Number Of Items : the number of items that needed to be transferred.
- Item/File/Document Size : the size of the item or file or document needed to be transferred.

3.3 TELNET

In [1], [2], and [3], the models associated with TELNET connections using the collected LBL¹ telnet test datasets are presented. These datasets contain 2.5 million WAN TCP connections. There are four different models for *telnet* protocol :

- Session Interarrival Times (in seconds).
- Session Duration (in seconds).
- Packet Interarrival Times (in seconds).
- Packet Size (in bytes).

Figure 3.4 briefly describes the setup of the TELNET traffic.

Since the random variables associated with the models described above have a large range of values, the computed mean and standard deviation are greatly skewed by the largest of the values. As a result, $\log_2 x$ logarithmic transformation is used to reduce the range of input values.

3.3.1 TELNET Call Level

TELNET Session Interarrival Times

The pattern of TELNET session arrivals is dominated by a 24-hour pattern as shown in Figure 3.1. Within one-hour intervals, TELNET session arrivals can be well-modeled by a homogeneous Poisson process with fix hourly rates. In other words, each of these arrivals reflects an individual user starting a new session.

¹LBL : Lawrence Berkeley Lab

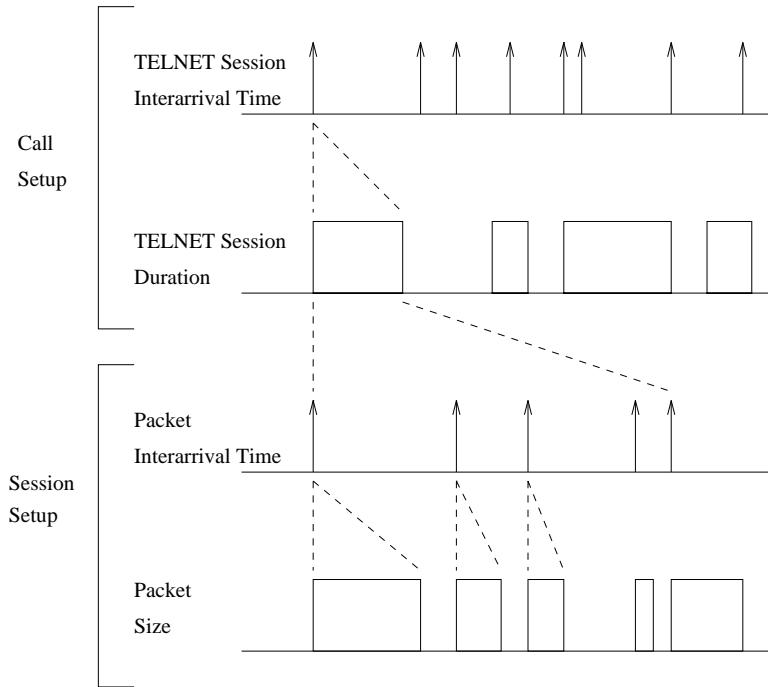


Figure 3.4: TELNET Traffic Setup

The session interarrival time is exponentially distributed. The probability density function of exponential distribution is shown below.

$$f_X(x) = \lambda e^{-\lambda x} \quad , \quad \lambda = 1/\text{mean}$$

X is the interarrival time between two sequential TELNET sessions. The mean, which is $1/\lambda$, is adjusted to follow arrival rate at the corresponding hours of the day shown in Figure 3.1.

TELNET Session Duration

Duration is the telnet connection time between login and logout. The duration fits into a simple log-normal distribution. From the LBL datasets, the log-mean varied from 7.67 to 8.03 and the log-standard deviation varied from 2.83 to 3.02. For the fixed model, the mean = $\log_2(240) = 7.91$ and the standard deviation =

TELNET Packet Size

The TELNET packets are mostly 1-byte packets due to human typing. More than 60% of packets are 1-byte in length[4][5]. The packet size distribution in the 13 million TELNET connections from *tcplib*[5] follows the pattern in Figure 3.6. The X-axis is expressed in \log_2 scale.

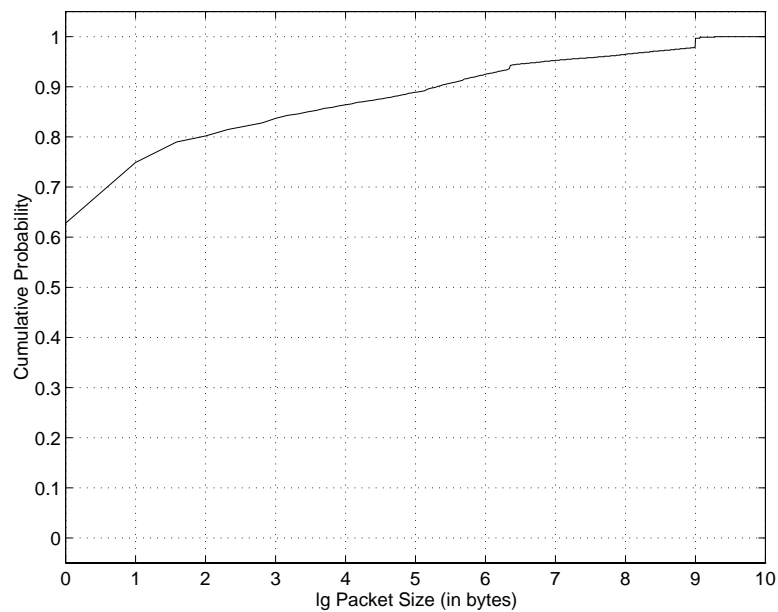


Figure 3.6: TELNET packet size distribution from *tcplib*

3.4 FTP (File Transfer Protocol)

The authors [1] [2] [3] describe the FTP connections in several different models. Figure 3.7 describes the setup of the FTP traffic. Compared to TELNET traffic setup (Figure 3.4), the *ftp* doesn't have the duration and item interarrival time setups. This is because the duration of each *ftp* session is dependent upon the network capacity, such as link rate. The faster the link rate, the more items the network can transfer in the same amount of time.

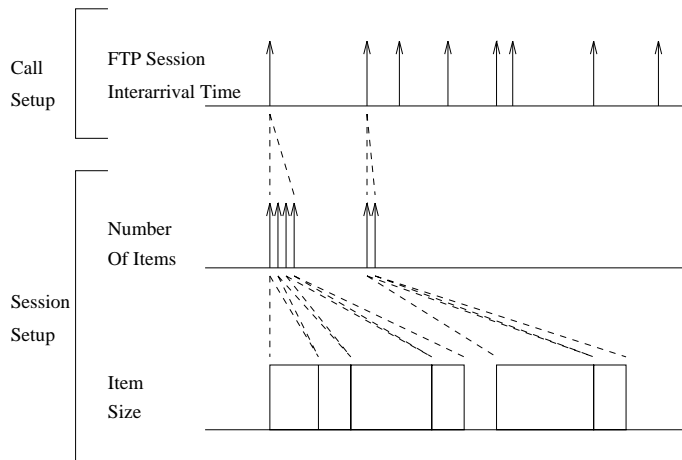


Figure 3.7: FTP Traffic Setup

3.4.1 FTP Call Level

FTP Session Interarrival Times

Like TELNET session arrivals, FTP session arrivals can be modeled by a Poisson process within one-hour intervals. As a result, the interarrival time between two FTP sessions is exponentially distributed. The pattern is dominated by the 24 hour pattern as shown in Figure 3.1. The FTP arrivals have a similar hourly profile like TELNET. However, it has higher arrival rates during the evening hours while presumably users take advantage of lower networking delays. The

probability density function of exponential distribution is shown below.

$$f_X(x) = \lambda e^{-\lambda x} \quad , \quad \lambda = 1/\text{mean}$$

X is the interarrival time (in seconds) between two ftp sessions. The mean, which is $1/\lambda$, is adjusted to follow arrival rate at the corresponding hour of the day shown in Figure 3.1.

3.4.2 FTP Session Level

FTP Number Of Items

During a single FTP session, there are multiple data transfers. Each data transfer refers to the transfer of an item. The distribution of number of transferred items per FTP session from *tcplib* [5] is shown in Figure 3.8. The x-axis is the \log_2 value of the number of items. The mean of FTP Number of Items is 7.

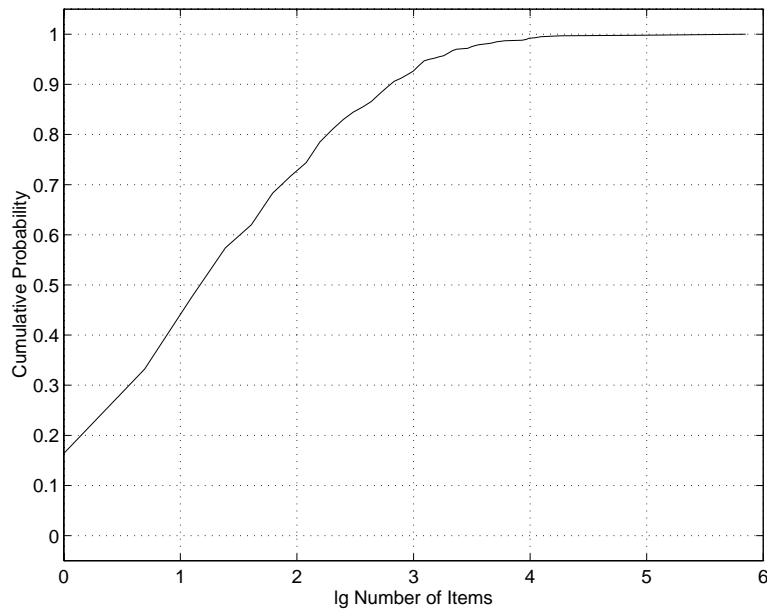


Figure 3.8: FTP Number Of Items distribution from *tcplib*

FTP Item Size

FTP Item Size model the bytes transfered during a FTP data transfer. This type of connection can be modeled using a log-normal distribution. The distribution of item size from *tcplib*[5] is shown in Figure 3.9. The x-axis is the \log_2 value of the item size. The mean of FTP Item Size is 50K bytes.

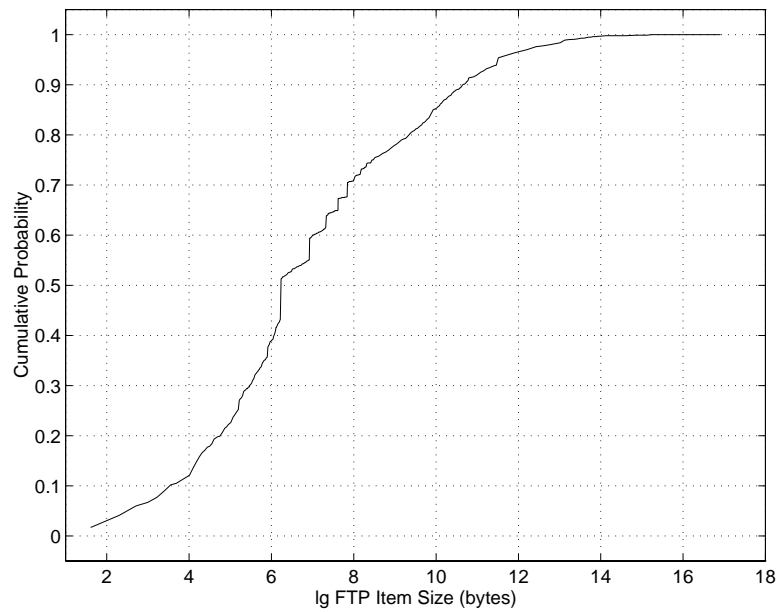


Figure 3.9: FTP Item Size distribution from *tcplib*

3.5 VBR Video Traffic

Broadband integrated networks are expected to carry substantial portions of the video services. Accurate source modeling of VBR services is essential to develop a network that achieves pre-defined quality of services and cost-efficiency.

Figure 3.10 provides a general picture of the video traffic setup on session level.

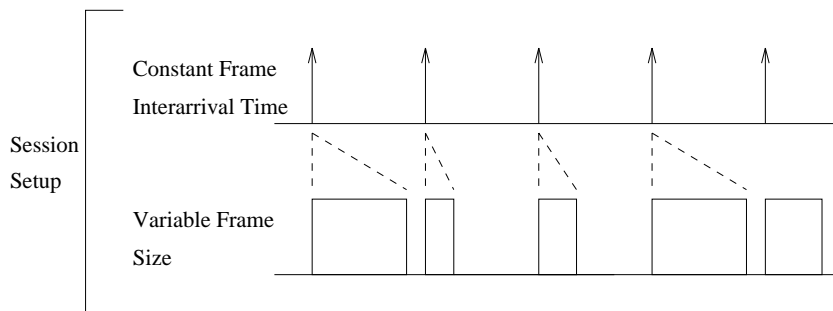


Figure 3.10: Video Traffic Setup

Generally, there are two types of video traffic : (1) Teleconference video stream, and (2) MPEG video stream. Each of these video streams have difference characteristics based on its nature of object motions and use of compression algorithms. NetSpec 3.0 is capable of producing both video traffic streams as specified.

3.5.1 Video Teleconference

Video Teleconference sequences do not have scene changes or scene cuts and have only moderate motion.

Frame Interarrival Times

The frame interarrival time is the direct inverse of the frame rate. The interarrival time is a constant value. For National Television Standards Committee (NTSC) standard systems, the interframe period is 33 milliseconds (30 frames/sec). For PAL² standard systems, the interframe period is 40 milliseconds (25 frames/sec). A rate of 25 to 30 frames/sec will produce high quality video stream that requires a large portion of network bandwidth. For video teleconference, high frame rate is not usually required since the objects on screen have only moderate motions. Typical conference calls with high compression technique that produce acceptable quality often only require 5 to 15 frames/sec rates. Generally, 12 frame/sec (83 milliseconds/frame) is commonly used.

The Number of Cells per Frame

The number of cells per frame follows a gamma distribution[7]. From [7], $\hat{\lambda} = 0.02353$ and $\hat{s} = 3.066$. The density function of the gamma distribution is given by

$$f(t) = \frac{\lambda(\lambda t)^{s-1}}{\Gamma(s)} e^{-\lambda t} \quad , \quad \hat{\lambda} = 0.02353$$
$$\quad \quad \quad , \quad \hat{s} = 3.066$$

where $\Gamma(s)$ is the gamma function defined as

$$\Gamma(s) = \int_0^{\infty} t^{s-1} e^{-t} dt.$$

²Phase Alternation by Line. A television signal standard (625 lines, 50 Hz, 220 V primary power) used in the United Kingdom, much of the rest of western Europe, several South American countries, some Middle East and Asian countries, several African countries, Australia, New Zealand, and other Pacific island countries.

t is the frame size in bytes. The parameters of a gamma distribution are *scale* and *shape*. As a result, $scale = 1/\hat{\lambda} = 42.50$ and $shape = \hat{s} \approx 3$. Due to the implementation and limitation of the gamma random generator, the shape must be specified as an integer instead of a fraction.

3.5.2 MPEG Video Stream

Compared to video teleconference streams, MPEG³ video streams are more bursty due to the frequent scene changes and motions. To adequately model a MPEG video stream, scene length, different frame types (I, P, and B frame types) must be taken into account. Without considering these factors, the traffic pattern will not be fully characterized.

Frame Interarrival Times

In order to produce high quality motion pictures, a high frame rate is often required. The typical constant interframe period is at least 33 ms (30 frames/sec) for NTSC standard systems and 40 ms (25 frames/sec) for PAL standard systems.

Scene Length

A video stream consists of several segments such that the sizes of I frames in each segment are close in value. Each segment corresponds to a part of the movie with no abrupt view shifts and is referred to as a scene. The length of a scene (in I frames) can be modeled by a geometric distribution with a mean of 10.5 I frames[11]. The density function of the geometric distribution is given below. X

³Motion Picture Experts Group

is the distribution of scene length in number of I frames.

$$f_X(x) = p(1 - p)^x \quad , \quad p = \frac{1}{Mean + 1}$$

The size of the first I frame in each scene is sampled from a lognormal distribution. Consecutive I frames in the same scene have exactly the same size of the first I frame. The same procedure is applied to each scene.

The Number of Cell per Frame

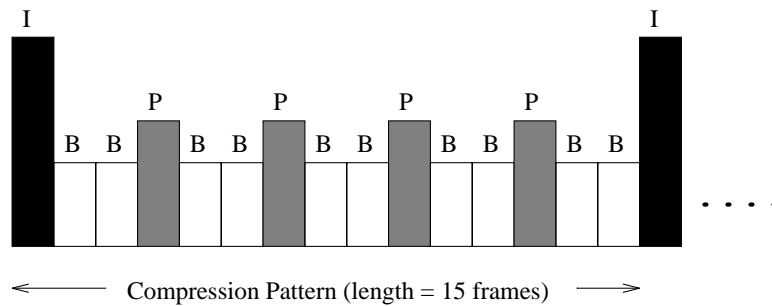


Figure 3.11: Compression pattern used to generate the video stream

There are three types of coded frames : Intra-coded (I); Prediction (P), and Bidirectional (B) MPEG frames. These three coded frames are produced in sequence as shown in Figure 3.11. In other words, the frame type sequence is IBBPBBPBBPBBPBB. I frame is only sampled once for a scene length. B frame and P frame are sampled every time they are produced. The sizes of all three coded frames are found to follow lognormal distributions with different mean and standard deviation shown in Table 3.1. The density function of a lognormal distribution is shown below. X is the size of the frames in ATM cells.

$$f_X(x) = \frac{1}{\sqrt{2\pi}\sigma x} e^{-\frac{1}{2\sigma^2}[\ln(x)-m]^2} \quad , \quad X > 0$$

Frame Type	Mean (m)	Std. Deviation (σ)
I	5.1968	0.2016
P	3.7380	0.5961
B	2.8687	0.2675

Table 3.1: The parameters of I, P, B frame types

3.6 World Wide Web Traffic

The traffic of World Wide Web (WWW) has increased exponentially due to the explosion of the information superhighway. According to the International Data Corporation, the number of people using the Internet is expected to quintuplet in just five years, from approximately 40 million in 1995 to nearly 200 million by the year 1999. The number of World Wide Web users is expected to increase by 15 times in the same period[20].

The network traffic includes a significant portion of traffic that is generated by the WWW browsers. The WWW traffic has been proven to be self-similar [17]. The model below describes the behavior of the WWW traffic.

The authors modified the source code of NSCA mosaic in order to collect the traces and the URL [16]. At that time, *Mosaic* was the most commonly used web browser. More recently, many browsers, such as *NetScape* and *Microsoft Explorer*, are in use. This may result in several differences among the characteristics of the collected data because of the different methods of caching and implemented document retrieving algorithms.

The study shows that the remote sites account for 70% or greater of the accesses to the server, and 60% or greater of the bytes transferred [19]. This implies that the requests and transfers of WWW account for a large portion of wide area network (WAN) traffic.

Figure 3.12 provides a picture of the WWW traffic setup. Each request corresponds to a data transfer.

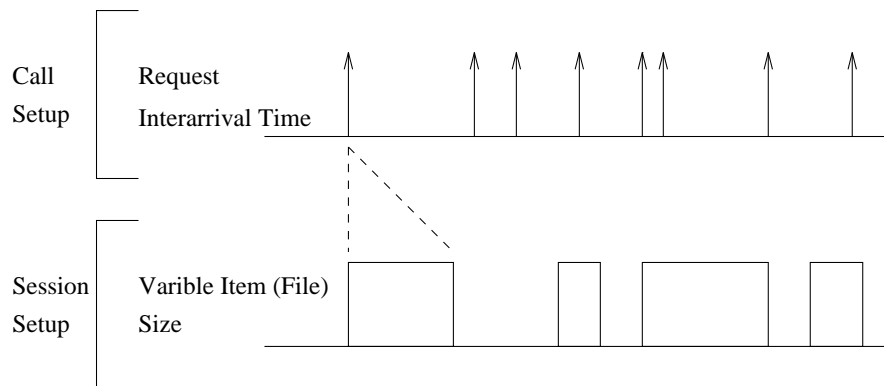


Figure 3.12: WWW Traffic Setup

3.6.1 WWW Call Level

Mean Inter-Request Times

Depending on the popularity of the sites and the number of users, the system loads vary. For a 200 user system, the average request load is about 1000 per day. For a 21000 user system, a peak of 11,000 requests/day is possible. However, some heavily accessed sites like NCSA⁴ will have about 400,000 requests/day. Like TELNET, the WWW traffic has almost the same 24-hour pattern as shown in Figure 3.1.

Basically, for a single user, the mean number of requests is 5.75 and standard deviation of requests is 7.73 over a half-hour period[18]. A homogeneous Poisson process with a fixed rate can be used to model the traffic within one-hour intervals. In other words, the mean inter-request time is exponentially distributed. The

⁴National Center for Supercomputing Applications

probability density function of exponential distribution is shown below.

$$f_X(x) = \lambda e^{-\lambda x} \quad , \quad \lambda = 1/mean$$

3.6.2 WWW Session Level

Document Transfer Size

The distribution of document transfer size is a Power Law (or Pareto) distribution. The probability mass function of a pareto distribution is

$$f_X(x) = \alpha k^\alpha x^{-\alpha-1}$$

and its cumulative distribution function is given by

$$F_X(x) = 1 - \left(\frac{k}{x}\right)^\alpha \quad , \quad 0.40 \leq \alpha \leq 0.63$$
$$k \leq 21 \text{ kilobytes}$$

Because of the heavy tail resulting from Pareto distribution, WWW traffic contributes to a portion of the self-similarity present on network traffic.

In another paper by M.F. Arlit and C.L. Williamson[19], the file size distribution is found to be a Pareto distribution with $0.40 \leq \alpha \leq 0.63$ and the mean transfer size is ≤ 21 kilobytes.

The high degree of variation in document size is due in part to the wide variety of document types accessed on the server. These document types are HTML, images (gif, jpeg, bitmap), Postscripts, audio (wav, au, aiff, aifc), and video (MPEG, QuickTime). However, the HTML and image files accounted for 90-100% of the total requests to the server.

Chapter 4

Real Time Implementation of Traffic Models in NetSpec

Often, the network performance is represented by the maximum throughput from one point to another point. To fully understand network performance and behavior, more realistic testing scenarios are needed, e.g. ones containing multi-cross connections, is needed. Due to the limitation of the network testing tools, researchers are limited from performing more accurate testing of network performance. This led to the development of a new network testing tool, NetSpec [21].

NetSpec is a tool designed to provide convenient and sophisticated support for experiments testing the functionality and performance of networks. To accurately characterizing network behavior and performance, NetSpec provides a wide range of test types. In addition, one of the NetSpec objectives is to support large scale distributed experiments. It allows multiple connections over a WAN. The network investigator specifies a scenario by using the experimental scripting language. The script describes how the connections are set up and how data are collected from

the experiments. The experiments are automatic and reproducible.

This chapter gives a general description of NetSpec 3.0 and presents how the random traffic models in Chapter 3 were implemented in NetSpec. The implementation of each traffic type is listed from Section 4.2 to Section 4.6.

4.1 Overview of NetSpec 3.0

NetSpec 3.0 contains many test types. It can generate multiple full blast streams, CBR streams, and VBR streams at user level from multiple machines according to user specification.

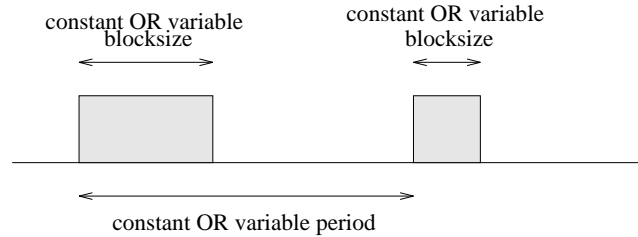


Figure 4.1: NetSpec's Implementation of Burst

Figure 4.1 shows the basic implementation of bursts in NetSpec. In NetSpec, traffic is generated by bursts at the user level, e.g., TCP or UDP. Each burst is modeled by using two parameters : blocksize in bytes and period in milliseconds. If blocksize and period are assigned to constants, the traffic is a CBR stream at application level. Blocksize and period can be a random variable listed in Table 4.1 to generate any type of VBR traffic at user level. More detailed information can be found in [21].

Users may specify any random distributions listed in Table 4.1 to *blocksize*, *repeats* and *period* by defining appropriate parameters. Each *period* will trigger a burst. Each burst may consist of multiple number of blocks specified by *repeats* with a common size defined by *blocksize*. Other than the required parameters

listed in Table 4.1, each distribution can be bounded to a range by setting the optional parameters, min and max. Figure 4.2 is a sample script of NetSpec 3.0 that generates a simple VBR stream. The blocksize uses an exponential distribution with $\lambda = 0.000003815$ (mean = $1/\lambda \approx 262144$ bytes). In addition, blocksize is bounded to a min of 8 bytes and a max of 1048576 bytes (1 MEG). The period uses an uniform distribution with a min of 20 milliseconds and a max of 200 milliseconds. The duration of the test lasts for 10 seconds. TCP protocol with a window size of 262144 bytes is implemented. The source hostname is galaga and the sink hostname is hopper in this case.

```
cluster {
  test galaga {
    type = burstq (blocksize=exponential(lambda=0.000003815, min=8, max=1048576),
                  period=uniform(min=20000, max=200000),
                  duration=10);
    protocol = tcp (window=262144);
    own = galaga:53000;
    peer = hopper:53000;
  }
  test hopper {
    type = sink (blocksize=1048576, duration=10);
    protocol = tcp (window=262144);
    own = hopper:53000;
    peer = galaga:53000;
  }
}
```

Figure 4.2: Example Script of User Level VBR Traffic

This simple scripting language allows the network investigator to provide realistic testing of the network capacity.

Random Distributions	NetSpec 3.0 Naming	Required Parameters
Uniform	uniform	min max
Exponential	exponential	lambda
Normal	normal	mean stdDeviation (standard deviation)
Log-Normal	logNormal	mean stdDeviation
Geometric	geometric	mean
Pareto	pareto	shape
Gamma	gamma	scale shape
Telnet Session Interarrival Time	telnetSessionInterarrival	lambda
Telnet Session Duration	telnetSessionDuration	mean stdDeviation
Telnet Packet Interarrival Time	telnetPacketInterarrival	<i>Fixed Model</i>
Telnet Packet Size	telnetPacketSize	<i>Fixed Model</i>
FTP Session Interarrival Time	ftpSessionInterarrival	lambda
FTP Number Of Items	ftpNOfltems	<i>Fixed Model</i>
FTP Item Size	ftpItemSize	<i>Fixed Model</i>
Voice Session Interarrival Time	voiceSessionInterarrival	lambda
Voice Session Duration	voiceSessionDuration	lambda
Video Teleconference Frame Size	videoTeleConferenceFrameSize	scale shape
Video MPEG Frame Size	videoMPEGFrameSize	sceneLengthMean lmean lstdDeviation Pmean PstdDeviation Bmean BstdDeviation
WWW Request Interarrival Times	WWWRequestInterarrival	lambda
WWW Item Size	WWWItemSize	shape

Table 4.1: Available Random Distributions in NetSpec 3.0

4.1.1 Implementations of Interactive Traffic

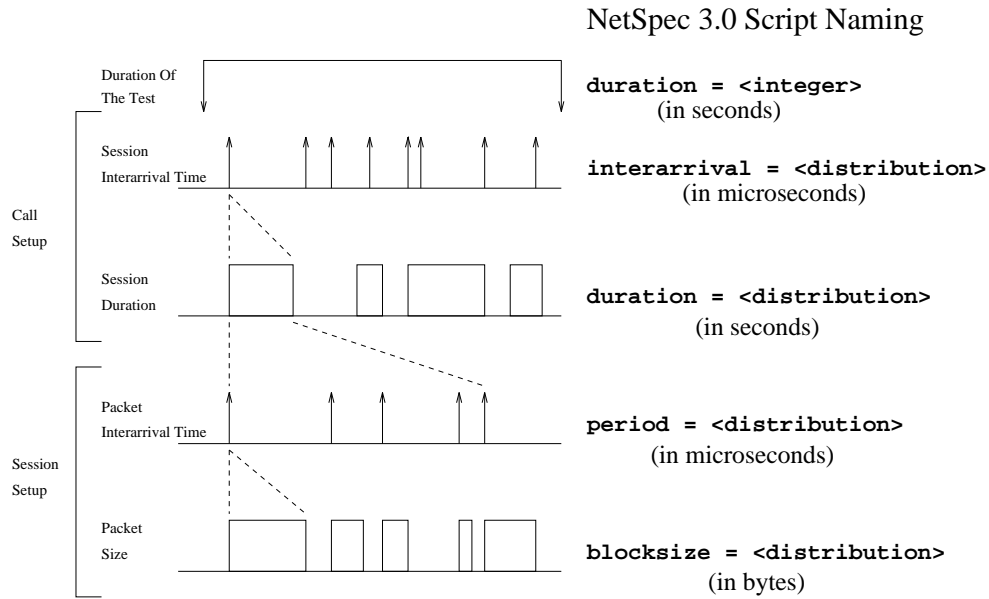


Figure 4.3: NetSpec's Implementation of Interactive Traffic

Figure 4.3 illustrates the NetSpec Implementation of interactive traffic that described by the Figure 3.2. The script names for the corresponding layers are *duration*, *interarrival*, *period*, and *blocksize*. Figure 4.4 shows the sample script that deploys the interactive traffic (TELNET traffic in this example).

```

cluster {
  test galaga {
    type = session (type = burstq (blocksize=telnetPacketSize,
                                  period=telnetPacketInterarrival,
                                  buffer=262144,
                                  duration=telnetSessionDuration(mean=7.91, stdDeviation=2.96)),
                  interarrival=telnetSessionInterarrival(lambda=0.0000001),
                  duration=900);
    protocol = tcp (window=262144);
    own = galaga:53000;
    peer = hopper:53000;
  }
  test hopper {
    type = sink (buffer=262144, duration=900);
    protocol = tcp (window=262144, rcvlowat=8);
    own = hopper:53000;
    peer = galaga:53000;
  }
}

```

Figure 4.4: NetSpec script for interactive traffic

4.1.2 Implementations of Bulk Transfer Traffic

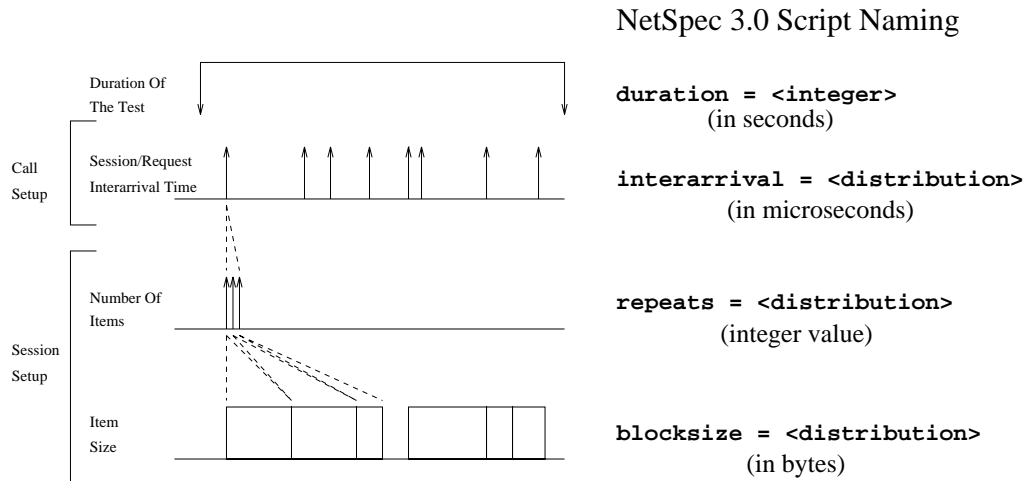


Figure 4.5: NetSpec's Implementation of Bulk Transfer Traffic

The NetSpec script names corresponding to the different bulk transfer traffic layers are shown in Figure 4.5. Figure 4.6 shows the sample script to setup bulk transfer traffic (FTP traffic in this example).


```

cluster {
  test galaga {
    type = burstq (blocksize=ftpItemSize,
                  repeats=ftpNOfItems,
                  period=ftpSessionInterarrival(lambda=0.00001),
                  buffer=262144,
                  duration=1800);
    protocol = tcp (window=262144);
    own = galaga:53000;
    peer = hopper:53000;
  }
  test hopper {
    type = sink (buffer=262144, duration=1800);
    protocol = tcp (window=262144, rcvlowat=8);
    own = hopper:53000;
    peer = galaga:53000;
  }
}

```

Figure 4.6: NetSpec script for bulk transfer traffic

4.2 TELNET Implementation in NetSpec

```

cluster {
  test galaga {
    type = session (type = burstq (blocksize=telnetPacketSize,
                                   period=telnetPacketInterarrival,
                                   buffer=262144,
                                   duration=telnetSessionDuration(mean=7.91, stdDeviation = 2.96),
                                   interarrival=telnetSessionInterarrival(lambda=0.0000001),
                                   duration=900);
    protocol = tcp (window=262144);
    own = galaga:42000;
    peer = hopper:42000;
  }
  test hopper {
    type = sink (buffer=262144, duration=900);
    protocol = tcp (window=262144, rcvlowat=8);
    own = hopper:42000;
    peer = galaga:42000;
  }
}

```

Figure 4.7: NetSpec script for telnet traffic

Figure 4.7 shows the NetSpec script for telnet traffic. The function of the script names can be clearly explained by Figure 4.3. *blocksize*, *period*, *telnetSessionDuration* and *telnetSessionInterarrival* are the specific build-in distributions for telnet traffic.

4.3 FTP Implementation in NetSpec

```
cluster {
  test galaga {
    type = burstq (blocksize=ftpItemSize,
                  repeats=ftpNofItems,
                  period=ftpSessionInterarrival(lambda=0.00001),
                  buffer=262144,
                  duration=1800);
    protocol = tcp (window=262144);
    own = galaga:42000;
    peer = hopper:42000;
  }
  test hopper {
    type = sink (blocksize=262144, duration=1800);
    protocol = tcp (window=262144);
    own = hopper:42000;
    peer = galaga:42000;
  }
}
```

Figure 4.8: NetSpec script for ftp traffic

Figure 4.8 shows the NetSpec script for FTP traffic. The $\lambda = 0.00001$ is in microsecond unit. It corresponds to 10 FTP session requests/second. Each FTP session requests will generate multiple items as defined by *repeats*. Thus, this FTP script generates an emulated FTP traffic stream which has a mean of about $10 \frac{\text{requests}}{\text{second}} * 7 \frac{\text{items}}{\text{request}} * 50000 \frac{\text{bytes}}{\text{item}} * 8 \frac{\text{bits}}{\text{byte}} = 28 \text{Mbits/sec}$.

4.4 Video MPEG Implementation in NetSpec

```
cluster {
  test galaga {
    type = burstq (blocksize=videoMPEGFrameSize(sceneLengthMean=10.5,
                                                    Imean=5.1968, IstdDeviation=0.2016,
                                                    Pmean=3.7380, PstdDeviation=0.5961,
                                                    Bmean=2.8687, BstdDeviation=0.2675),
                  period=33000,
                  duration=300);
    protocol = tcp (window=262144);
    own = galaga:42000;
    peer = hopper:42000;
  }
  test hopper {
    type = sink (blocksize=131072, duration=300);
    protocol = tcp (window=262144, rcvlowat=8);
    own = hopper:42000;
    peer = galaga:42000;
  }
}
```

Figure 4.9: NetSpec script for MPEG video stream

Figure 4.9 shows the NetSpec script for MPEG video streams. The frame rate is specified by *period*, which is 33msec/frame. This corresponds to $1/0.033 = 30$ frames/sec. The frame output sequence is IBBPBBPBBPBBPBB. The means and standard deviations of each frame are specified by *Imean*, *Pmean*, *Bmean*, *IstdDeviation*, *PstdDeviation*, and *BstdDeviation*. This script will generate a single 0.44Mbps MPEG stream. The duration of the test is controlled by *duration*, which is 900 seconds.

4.5 Video Conferencing Implementation in NetSpec

```
cluster {
  test galaga {
    type = burstq (blocksize=videoTeleConferenceFrameSize(scale=42.50, shape=3),
                  period=83000,
                  duration=600);
    protocol = tcp (window=262144);
    own = galaga:42000;
    peer = hopper:42000;
  }
  test hopper {
    type = sink (buffer=131072, duration=600);
    protocol = tcp (window=262144, rcvlowat=8);
    own = hopper:42000;
    peer = galaga:42000;
  }
}
```

Figure 4.10: NetSpec script for teleconferencing video stream

Figure 4.10 shows the NetSpec script for a single teleconferencing video stream. The frame rate, inverse of *period*, is $1/0.083 = 12$ frames/sec. The frame size is represented by *blocksize* in the script and has a gamma distribution. Thus, *scale* and *shape* are the primary parameters to specify the distribution of the frame size. This script will generate a single 0.77Mbps teleconferencing video stream.

Chapter 5

Validation of Traffic Models

Implementation

This section presents the validation of each individual traffic model that has been implemented in NetSpec 3.0. Each traffic model is validated by generating its traffic using NetSpec from one workstation to another workstation. The emulated traffic is then captured by KU's ATM traffic data collector. This data collector sends multiple Simple Network Management Protocol (SNMP) queries to the ATM switches to obtain data from various switch counters for every minute. The data is collected and stored in KU AAI ATM traffic database for analysis purpose. The validation of ftp, WWW, MPEG, and Video Conference traffic are presented here.

5.1 FTP Models

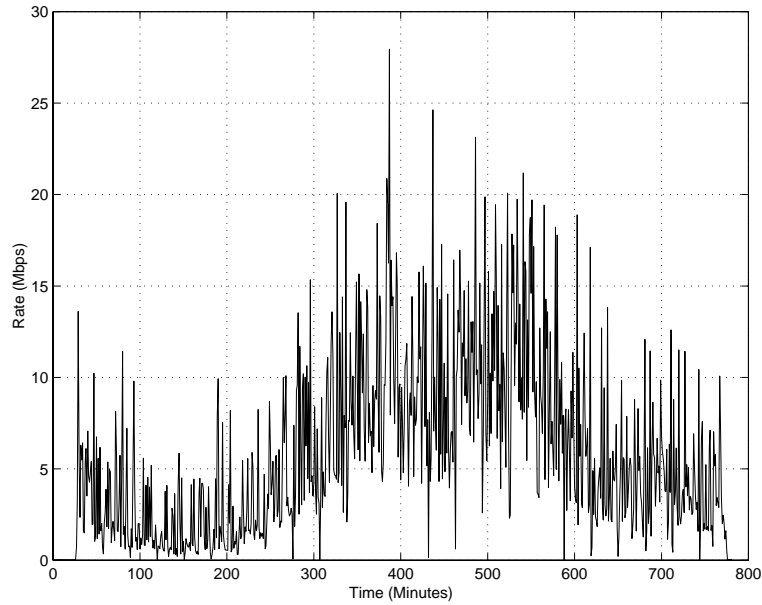


Figure 5.1: Emulated Daily FTP Traffic

Figure 5.1 is the emulated daily FTP traffic generated by NetSpec and captured by KU's ATM data collector. Figure 5.2 is the calculated mean of FTP traffic. The NetSpec script is included in Appendix A.1. The traffic consists of 24 segments. Each segment lasts half an hour. The interarrival rate of FTP session requests is modeled as an exponential distribution. Each segment has different value of lambda (λ) shown in Table 5.1. The peak hourly average rate of the whole daily traffic is set to be 10Mbps. The averages of FTP item and FTP number of item per connection are 50000 bytes and 7 items. Interarrival rates of FTP sessions can be easily derived by using the Equation 5.1. By closely examining the emulated traffic in Figure 5.1, we can see the it matches the predicted averages of the curve shown in Figure 5.2.

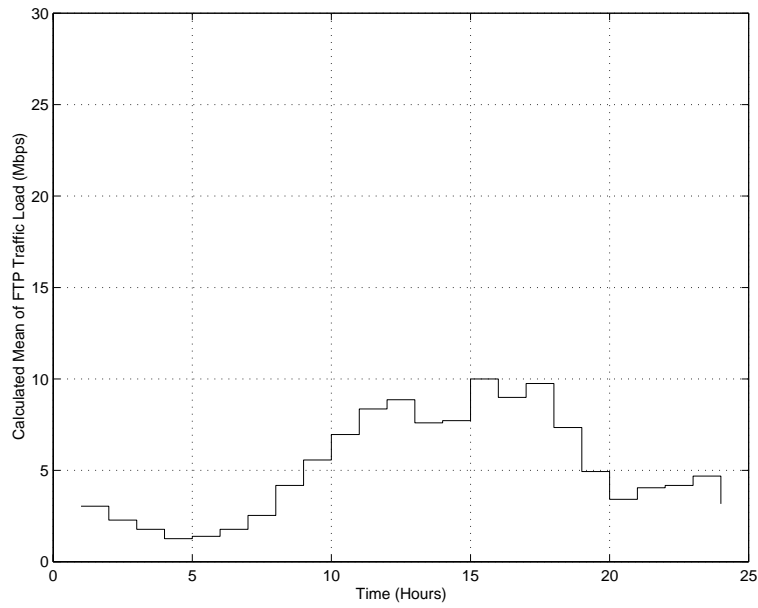


Figure 5.2: Calculated Mean of Daily FTP Traffic

$$InterarrivalRate(second/session) = Throughput \frac{Mbits}{sec} * \frac{1}{\frac{bytes}{session} * 8 \frac{bits}{byte}} \quad (5.1)$$

Segment No.	Interarrival Rate (second/session)	Lambda (λ)
1	0.8787	0.000001138
2	1.1723	0.000000853
3	1.5060	0.000000664
4	2.1097	0.000000474
5	1.9194	0.000000521
6	1.5060	0.000000664
7	1.0549	0.000000948
8	0.6394	0.000001564
9	0.4794	0.000002086
10	0.3836	0.000002607
11	0.3196	0.000003129
12	0.3014	0.000003318
13	0.3516	0.000002844
14	0.3458	0.000002892
15	0.2670	0.000003745
16	0.2971	0.000003366
17	0.2740	0.000003650
18	0.3638	0.000002749
19	0.5408	0.000001849
20	0.7813	0.000001280
21	0.6592	0.000001517
22	0.6394	0.000001564
23	0.5701	0.000001754
24	0.8969	0.000001185

Table 5.1: Interarrival Rates and lambda for FTP Sessions

5.2 WWW Models

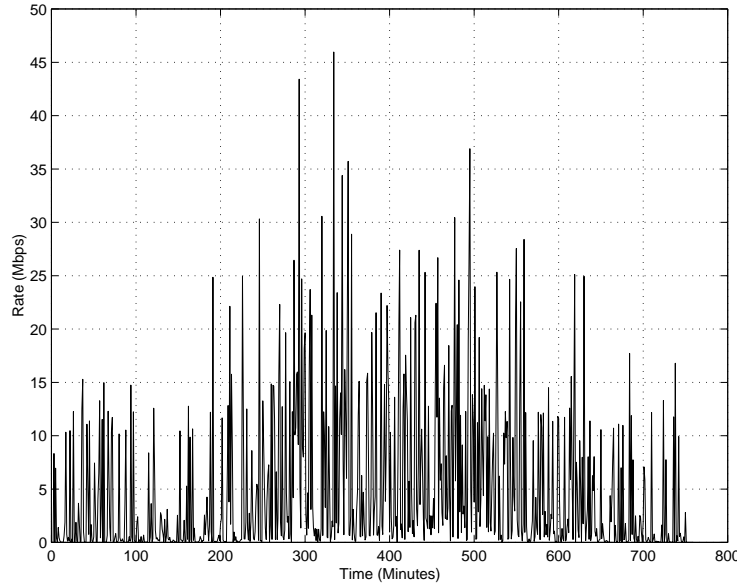


Figure 5.3: Emulated Daily WWW Traffic

Figure 5.3 is the emulated WWW traffic generated by NetSpec. Figure 5.4 is the calculated mean of daily WWW traffic. The NetSpec script is included in Appendix A.2.. The script contains 24 segments. Each segment is configured to have a duration of 30 minutes. The interarrival time of WWW requests is modeled as an exponential distribution. The lambdas of each segment listed in Table 5.2 are calculated to follow the variation of daily usage depicted in Figure 3.1 using the Equation 5.1. WWW items have an average of 95K bytes. Again, if we closely examine Figure 5.3, we can notice that its average matches the curve presented in Figure 5.4.

If we compare the emulated traffic between FTP (Figure 5.1) and WWW (Figure 5.3), we notice that the WWW traffic is more bursty than FTP traffic. This is because the model of WWW traffic is using a Pareto distribution, whereas the model of FTP traffic is using fixed statistics from a table in NetSpec

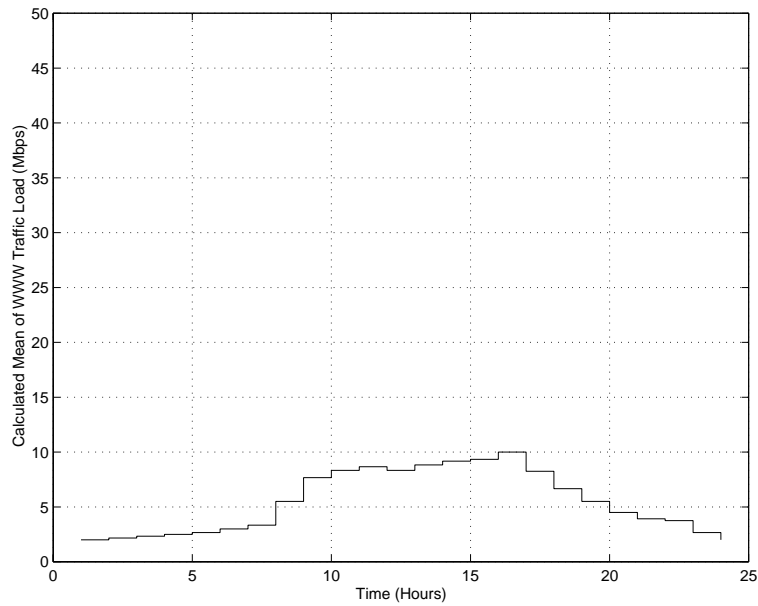


Figure 5.4: Calculated Mean of Daily WWW Traffic

implementation. Unlike FTP traffic, WWW traffic consists of many multimedia transfers, such as graphic, voice, and video. Thus, WWW traffic shows more burstiness than FTP traffic.

Segment No.	Interarrival Rate (second/request)	Lambda
1	0.3625	0.000002759
2	0.3346	0.000002989
3	0.3107	0.000003219
4	0.2899	0.000003449
5	0.2718	0.000003679
6	0.2416	0.000004139
7	0.0217	0.000004599
8	0.1318	0.000007588
9	0.0945	0.000010578
10	0.0870	0.000011498
11	0.0836	0.000011957
12	0.0870	0.000011498
13	0.0821	0.000012187
14	0.0791	0.000012647
15	0.0777	0.000012877
16	0.0725	0.000013797
17	0.0879	0.000011383
18	0.1087	0.000009198
19	0.1318	0.000007588
20	0.1611	0.000006209
21	0.1850	0.000005404
22	0.1933	0.000005174
23	0.2718	0.000003679
24	0.3625	0.000002759

Table 5.2: Interarrival Rates and lambda for WWW Connections

5.3 MPEG Models

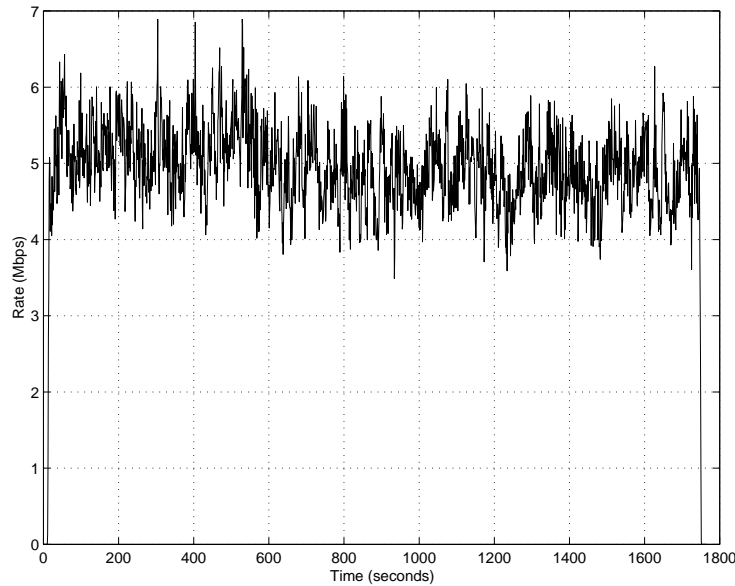


Figure 5.5: Emulated Traffic of 12 MPEG Video Streams

Figure 5.5 is the emulated MPEG traffic. The traffic consists of 12 MPEG streams. The mean throughput for each MPEG stream is about 0.44 Mbits/sec. The total aggregate throughput is about 5 Mbits/sec. The duration of this test is about half an hour. The NetSpec script is in Appendix A.3. From Figure 5.5, we observe that the traffic varies between 4 and 6 Mbits/sec and has a mean of about 5 Mbits/sec.

5.4 Video Conferencing Models

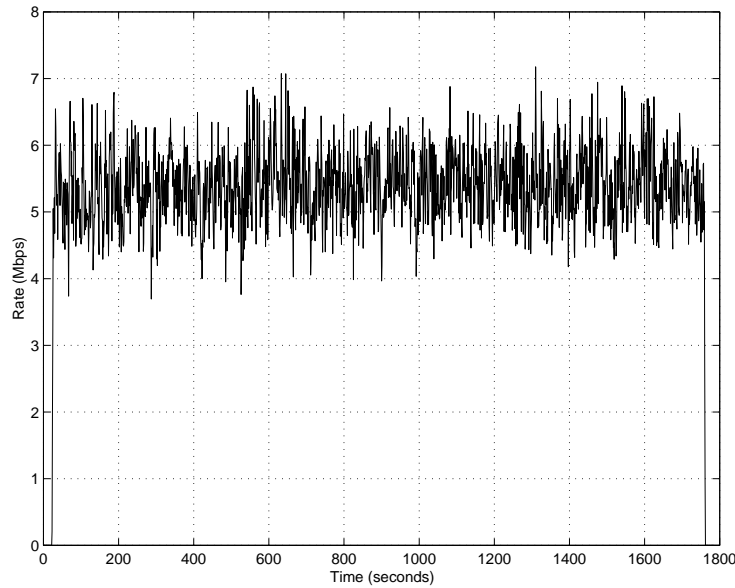


Figure 5.6: Emulated Traffic of 7 Videoconferencing Streams

Figure 5.6 is the emulated Video Conferencing traffic. The traffic consists of 7 video streams. The mean throughput for each video stream is about 0.7 Mbits/sec. The total aggregate throughput is about 5 Mbits/sec. The duration of the test is about half an hour. The NetSpec script is in Appendix A.4. The traffic shown in Figure 5.6 varies between 4 and 6 Mbits/sec and has a mean of about 5 Mbits/sec.

Chapter 6

WAN Experiments

ATM experiments are often limited to point-to-point maximum throughput measurements. These experiments are designed to address the maximum capacity of the link rate. However, maximum throughput is only part of network performance. Networks are multi-user and multi-traffic type environments. To fully understand network performance, congestion scenarios must be taken into consideration when doing network testing. This chapter presents the ATM WAN congestion experiments using emulated traffic to evaluate other network performance factors, such as delay jitter, and packet loss. The emulated traffic represents the traffic generated by regular network users. In addition, the combination of transport-level flow-control (TCP) and ATM level traffic shaping technique (Cell Pacing) is also evaluated. There were several network changes after September 1997 for the AAI network. It is interesting to evaluate how network changes impact the performance. Therefore, several experiments were chosen to rerun. Comparison of network performance before and after the network changes is presented in section 6.5.

Figure 6.1 shows the basic network configuration for the traffic contention

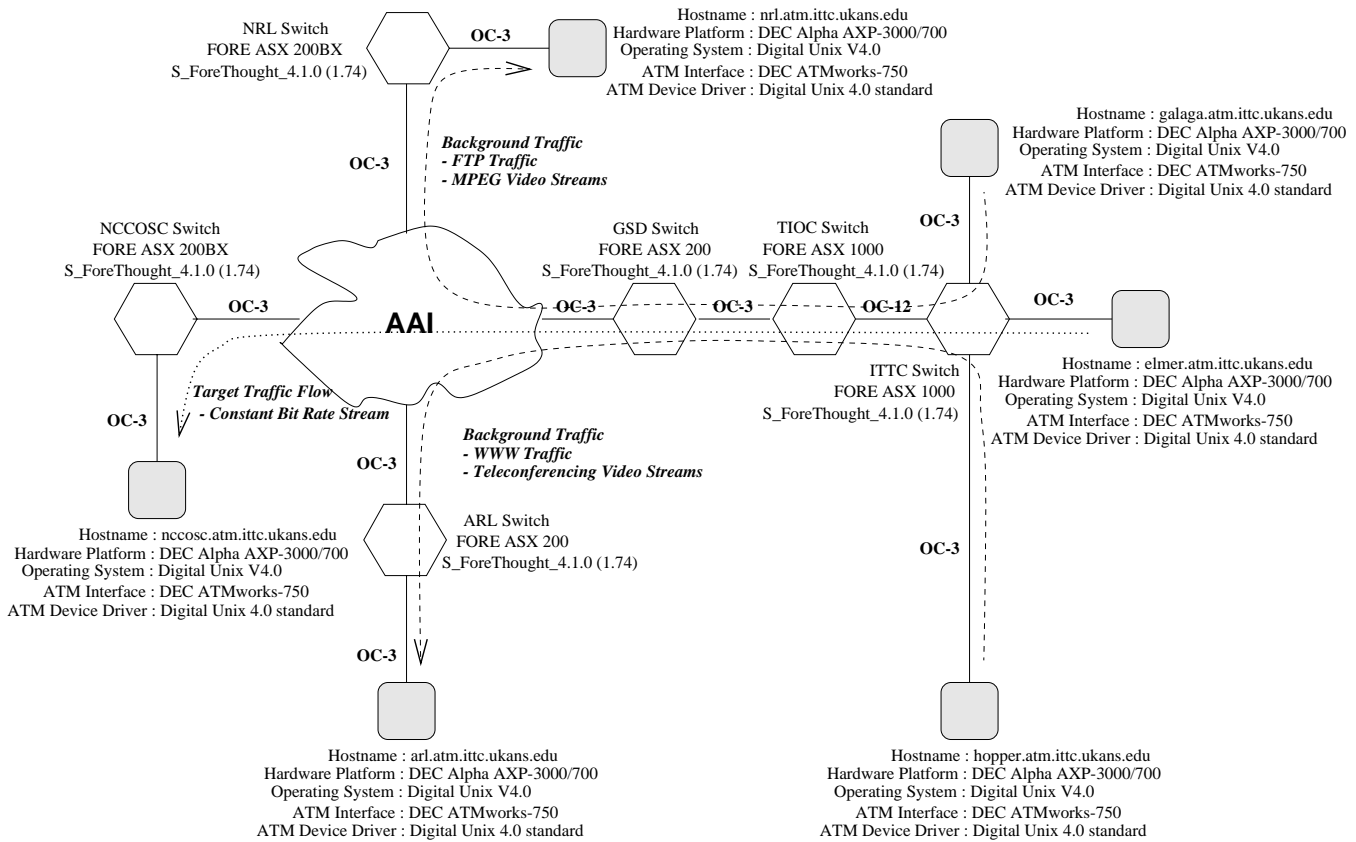


Figure 6.1: Network Configuration for ITTC to AAI Connections

experiments. A DEC Alpha AXP-3000/700 workstation (galaga.atm) at Information & Telecommunication Technology Center (ITTC) at Lawrence, Kansas is configured to generate emulated FTP traffic and multiple MPEG video streams as specified in Table 6.1. The destination of these flows are a similar workstation (nrl.atm) at Naval Research Laboratory (NRL-DC), Washington, D.C.. Another DEC Alpha AXP-3000/700 workstation (hopper.atm) at ITTC is also configured to generate emulated WWW traffic and multiple teleconferencing video streams as specified in Table 6.1 where the destination for these flows are a similar workstation (arl.atm) at Army Research Laboratory at Washington, D.C.. These two pairs of configuration (galaga at ITTC to NRL-DC, hopper at ITTC to ARL) are responsible to generate multi-type background traffic using the TCP protocol.

Two configurations of background traffic are proposed. The first configuration of background traffic will have low aggregate throughput (25Mbps), whereas the second one has higher aggregate throughput (60Mbps). The individual throughput of each type of traffic is shown in Table 6.1. These two configurations allow us to study the impact of different load of background traffic on the target streams. The traffic flows listed in Table 6.1 are referred to as the Background Traffic throughout the document. The NetSpec scripts to generate 25Mbps and 60Mbps Background Traffic are attached in Appendix B.3 and B.4.

Background Traffic	Traffic Types	Mbps	Total (Mbps)
25 Mbps	WWW	10	
	FTP	5	
	MPEG	5	
	Video Conference	5	25
60 Mbps	WWW	30	
	FTP	10	
	MPEG	10	
	Video Conference	10	60

Table 6.1: Configuration of Contention Traffic Rate

The FTP and WWW traffic are characterized as bursty traffic since they consist of large amounts of data generated by a download request. These bursty sources often cause severe network congestion. As shown in Figure 6.1, an OC-12 link exists from ITTC switch to TIOC switch. However, there is an OC-3 link from TIOC switch to GSD switch. When traffic flows from ITTC into AAI cloud, a rate mismatch situation is created. Thus, the contention of traffic occurs in the TIOC switch.

Certain application or traffic intended for certain users may be more critical, whether the traffic is bandwidth-hungry or not. To represent this type of traffic, a

DEC Alpha AXP-3000/700 workstation (elmer.atm) at ITTC will generate traffic flows at various rates to a similar workstation (nccosc.atm) at Naval Command Control and Ocean Surveillance Center (NCCOSC), San Diego, California, using TCP and UDP protocols defined in each experiment under the contention of the background traffic mentioned above. The traffic flows are constant bit rate (CBR) streams at user level (TCP or UDP) from 5Mbps to 30Mbps in an increment of 5Mbps (i.e. 5,10,15,20,25,30) listed in Table 6.2. This allows us to study how the user level CBR target flows are affected at different source rate. Throughout the document, the traffic flows are referred to as the Target Flows. The performance of the target flows under the impact of bursty background traffic is evaluated and studied. The NetSpec scripts to generate TCP and UDP target flows from 5Mbps to 30Mbps are attached in Appendix B.1 and B.2.

Target Flow	Blocksize (bytes)	Period (ms)	Rate (Mbps)
5Mbps	9140	14	5.22
10Mbps	18280	14	10.45
15Mbps	27420	14	15.67
20Mbps	36560	14	20.89
25Mbps	45700	14	26.11
30Mbps	54840	14	31.34

Table 6.2: Target Flow Throughput

6.1 Performance Metrics

Two performance metrics are defined and evaluated for each experiment. They are listed as follow :

- Standard Deviation of Network Jitter (ms).

Traffic congestion often occurs when multiple bursty streams compete for

the same destination. This results in cells being dropped in ATM networks. For TCP network connections, lost data will be retransmitted when the TCP timer expires. However, this introduces inconsistent data arrival intervals at the receiving ends, which is referred to as delay jitter or network jitter. User applications only see packet level performance, not ATM cell level performance. Some time-sensitive applications, such as video and voice, are not tolerant of such delay jitter introduced by networks. For these experiments, delay jitter of the target flows at packet level is evaluated.

Timestamp and sequence numbers of each packets are recorded both at the transmitting and receiving ends. To derive the delay jitter, clock synchronization is not necessary. This is because jitter is calculated as a difference of time for two sequential packets. The formula to calculate delay jitter is listed in Equation 6.1.

$$J(n) = [T_R(n) - T_R(n - 1)] - [T_T(n) - T_T(n - 1)] \quad (6.1)$$

$J(n)$ is the delay jitter of n^{th} packet. $T_R(n)$ is the received timestamp of n^{th} packet. $T_T(n)$ is the transmitted timestamp of n^{th} packet. Delay jitter is defined as the difference of received timestamps minus the difference of transmitted timestamps. As a result, there are n-1 delay jitter for a total of n packets. To represent the variation of delay jitter, standard deviation is used.

- Percentage of UDP Segment Losses.

Unlike TCP, UDP does not ensure data is safely received at the other end. If cells are dropped because of traffic congestion, other cells in the same UDP packet are discarded due to incomplete error at the receiving host.

For the UDP experiments, the loss of UDP packets are evaluated. By correlating the records of UDP segments using the sequence number, we can easily derive the UDP segment losses. The equation 6.2 is used to calculate percentage of segment losses.

$$SegmentLosses(\%) = \frac{NumberofMissingSegments}{NumberofTransmittedSegments} * 100\% \quad (6.2)$$

The design of transport-level flow control schemes, such as TCP, is to have better control of the traffic streams being transmitted in a resources-shared network environment. However, especially in high-speed networks, the flow control schemes alone are not efficient enough. To optimize the network resources and to achieve better performance, the combination of flow control and traffic shaping should be used.

The idea of cell level traffic shaping is to alter the traffic characteristics of the stream of cells on every virtual connection in order to optimize the use of network resources. The flow of ATM cells through each connection is regulated so as to stay within the agreed limits. Short bursts of data are buffered on the board and then released at a controlled rate. Several mechanisms, such as leaky-bucket, have been adapted to control the flow of ATM cells. Often, the burstiness of the traffic is the major cause of congestion and cell drops in ATM networks. One of the simplest ways is to limit the peak rate of all the virtual connections such that the network resources are optimized. Cell level pacing allows the ATM cells are transmitted at a fixed rate into the network. Figure 6.2 illustrates the effect of cell level pacing on user traffic.

Three cases are defined below to study the effect of traffic shaping.

- No Cell Level Pacing.

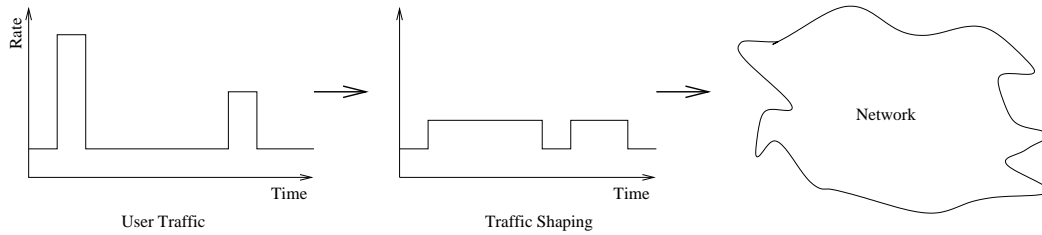


Figure 6.2: Effect of Cell Level Pacing

Each workstation is configured to fully utilized the OC-3 bandwidth. In other words, all the hosts are able to transmit back-to-back cells into the network and no traffic shaping is applied. The results are presented in section 6.2.

- Cell Level Pacing on Target Flows.

The workstation (*elmer.atm*) that transmits target flows is configured to transmit cells at a fixed rate. In other words, cells of target flows are evenly transmitted into the network. Traffic shaping is applied to the target flows. The results are presented in section 6.3.

- Cell Level Pacing on Background Traffic.

The workstations (*galaga.atm*, *hopper.atm*) are configured to transmit cells at a fixed rate. In other words, cells of background traffic are evenly transmitted into the network. Traffic shaping is applied to the background traffic. Summary of results can be found in section 6.4.

6.2 No Cell Level Pacing

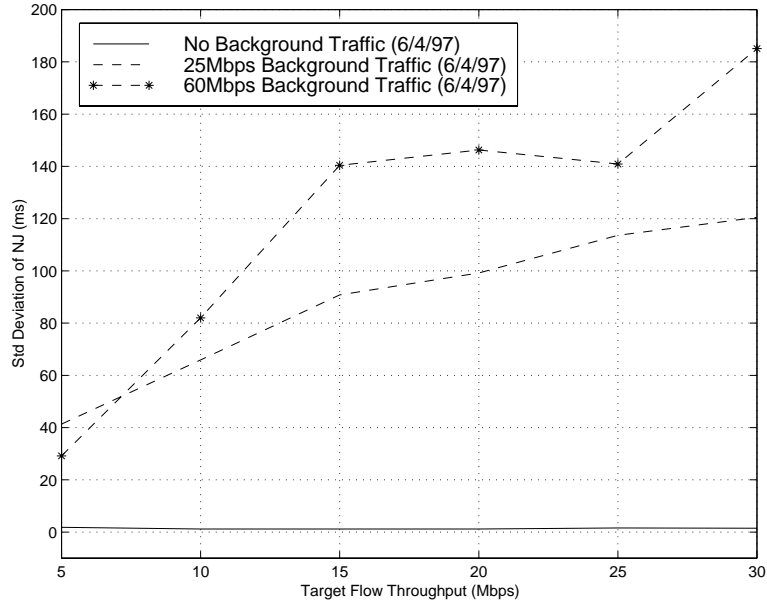


Figure 6.3: Standard Deviation (ms) of Network Jitter of TCP Target Flows from ITTC to AAI cloud

In this experiment, each workstation was configured to fully utilize the OC-3 bandwidth. In other words, all the hosts were able to transmit back-to-back cells at OC-3 rate into the network.

Figure 6.3 shows the standard deviation of delay jitter of packets from the target flows using TCP protocol. The X-axis is the target flow throughput. The Y-axis is the standard deviation of network jitter in milliseconds. The solid line is the result of the target flow test alone. The workstation (*elmer.atm*) transmitted the target flows from 5Mbps to 30Mbps in an increment of 5Mbps as specified in Table 6.2 to *nccosc.atm*. The objective of this test was intended to establish the baseline for comparison when there was no traffic contention in the network. We observed no variation of interarrival time for TCP segments. However, note that the standard deviation is not zero in Figure 6.3 even when no other cross

traffic existed on the same path during the measurements. This is because the workstation's timestamps at application level have a resolution of 1ms. Therefore, the solid line in Figure 6.3 is not on the zero line.

The dashed line is the result of 25 Mbps Background Traffic test. In this test, we added 25Mbps Background Traffic into the network. The workstations *galaga.atm* and *hopper.atm* were configured to generate a total of 25Mbps Background Traffic as specified in Table 6.1 while *elmer.atm* transmitted the target flows from 5Mbps to 30Mbps. Since the background traffic consisted of bursty streams and target flows were transmitted as chunks of back-to-back cells to the same destination, traffic congestion occurred. If some cells are lost in the network, the source will retransmit the whole TCP packet when the TCP retransmission timer expires. This introduces the delay in the delivery of the data. From the Figure 6.3, we can see that the standard deviation of network jitter of target flows increases linearly up to 120ms as the rate of target flows increases from 5Mbps to 30Mbps. The 25Mbps Background Traffic competes with the target flows. Thus cells are dropped at the congestion point and some of the TCP packets of target flows have to be retransmitted. As a result, delay of data arrival is introduced.

The dashed line with asterisks is the result of 60Mbps Background Traffic test. The aggregate throughput of background traffic was increased from 25Mbps to 60Mbps as specified in Table 6.1 to show how Background Traffic affected the target flows. As the throughput of target flows increases from 5Mbps to 30Mbps along with the 60Mbps Background Traffic over the same link, the standard deviation of network jitter as shown in Figure 6.3, increases up to about 190 ms. Following the slopes of the curves, we conclude that the 60Mbps Background Traffic introduces more traffic contention and cells are more likely to be dropped. Thus, the standard deviations of network jitter for target flows in the 60Mbps

test are expected to be higher than those in the 25Mbps test.

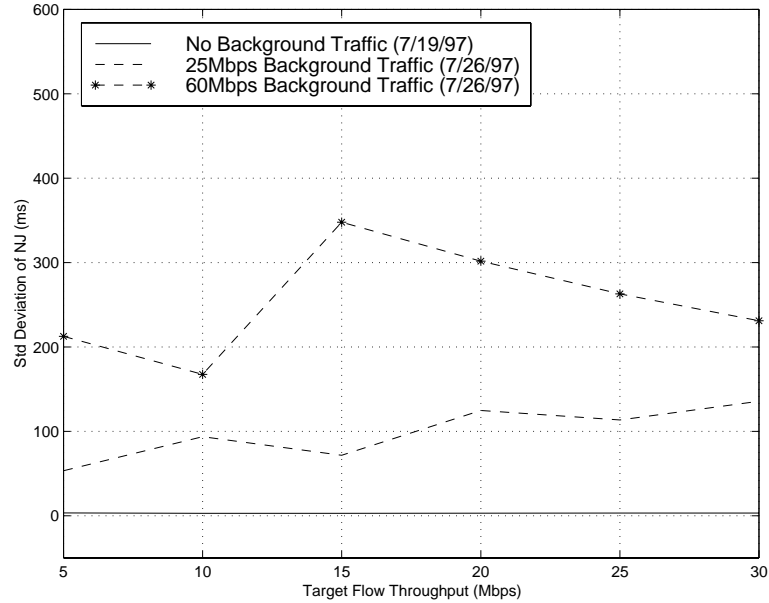


Figure 6.4: Standard Deviation (ms) of Network Jitter of TCP Target Flows from AAI cloud to ITTC

Network connections are directional. The forward and backward paths of a network connection, especially in WAN, often encounter traffic congestion at different geographical locations within the networks. This asymmetrical network structure may permit better performance for transmission for one direction compared to the other one. In the next test, the directions of background traffic and target flows were reversed. In other words, the traffic streams flowed from AAI cloud to ITTC site. This would create the congestion point inside the AAI cloud. Figure 6.4 shows the standard deviation of network jitter of TCP target flows from AAI cloud to ITTC. Note that the standard deviation increases proportionally to the rate of target flow and background traffic. However, it also shows that the target flows exhibit more traffic congestion when the congestion is inside the AAI cloud. By comparing the results of Figure 6.4 and Figure 6.3, the target flows have better performance when the connection is going from ITTC to AAI

cloud. This can be explained by the large buffer setting in TIOC's FORE ASX 1000 switch and the OC-12 to OC-3 situation on the direction of forward path from TIOC to GSD switch. When the traffic flows from the three workstations at ITTC to TIOC, the OC-12 connection is able to absorb the 3 smaller OC-3 traffic streams even at the full bandwidth rate. In addition, the large buffer at TIOC switch will smooth the bursty traffic from the OC-12 to OC-3 bottleneck. All of these factors lead to better network performance under the scenario of the TIOC switch as the congestion point.

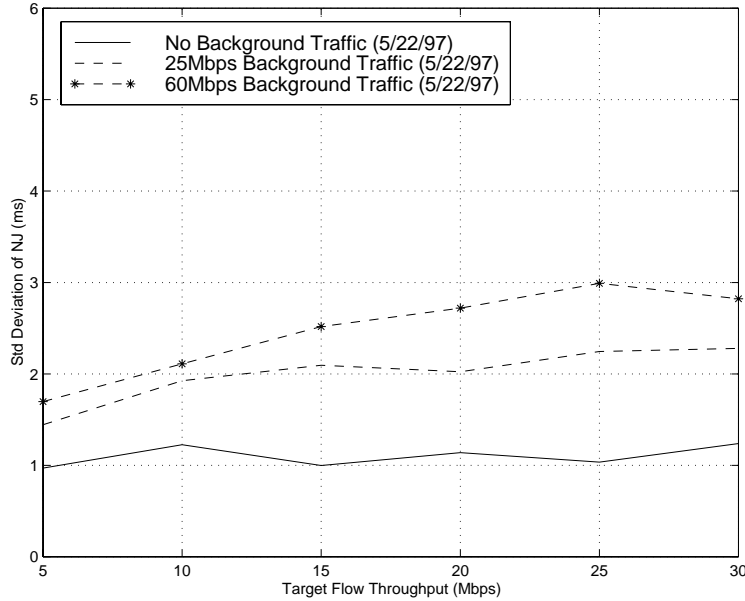


Figure 6.5: Standard Deviation (ms) of Network Jitter of UDP Target Flows from ITTC to AAI cloud

Often, the retransmission of data will expand transient period of traffic congestion in networks since more data is transmitted. In addition, retransmission is not necessary for some applications, such as real-time video and voice streams. To examine the delay jitter without the effect of retransmission, UDP protocol was used on target flows. UDP is also considered to evaluate the packet loss characteristic of these networks. In the next test, we used the UDP protocol instead of TCP protocol for target flows while maintaining the same network configurations.

Figure 6.5 is the result of using UDP protocol on target flows for the ITTC to AAI cloud scenario. The standard deviation of network jitter increases slowly as the rate of target flows increases for two Background Traffic tests. However, the delays do not vary as much when compared to TCP result in Figure 6.3. This is because there is not retransmission for UDP. Once some cells of UDP packets are dropped in the network due to traffic congestion, the whole UDP segment will

be discarded at the receiving end. However, note that the standard deviation increased from about 1.5ms to 3ms. The slight increase of the standard deviation is caused by the long delay of queueing due to the increase in the rate of target flows and the background traffic streams. Actually, the long queueing delay is also included in the TCP results shown in Figure 6.3, but the delay introduced by retransmission of data is more dominant.

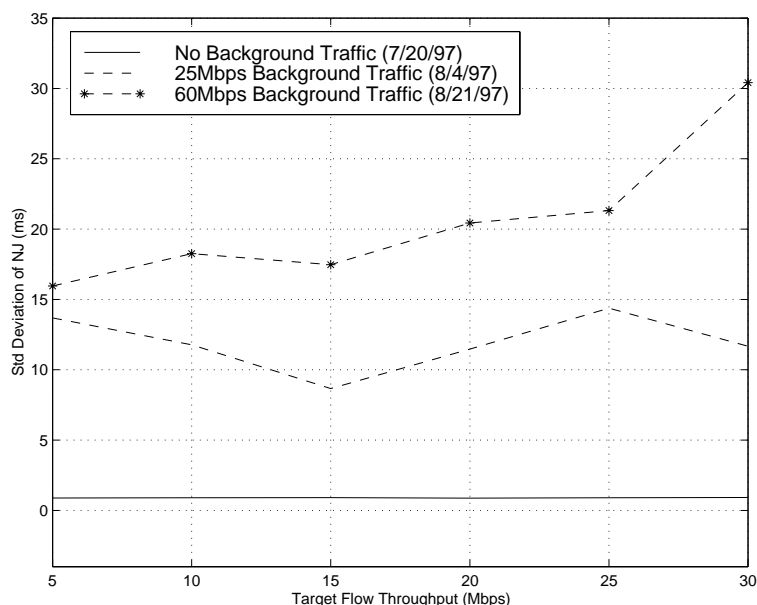


Figure 6.6: Standard Deviation (ms) of Network Jitter of UDP Target Flows from AAI cloud to ITTC

Figure 6.6 shows the standard deviation of network jitter of UDP target flows from AAI cloud to ITTC. Compared to the result of forward path from ITTC to AAI, the result of reserved path shows significant increases in the delay jitter. The standard deviation has increased from a maximum of 3ms on forward paths to a maximum of 30ms on reserved paths. This increase obviously depicts the asymmetrical network performance in the direction of connections because of the change of traffic congestion point.

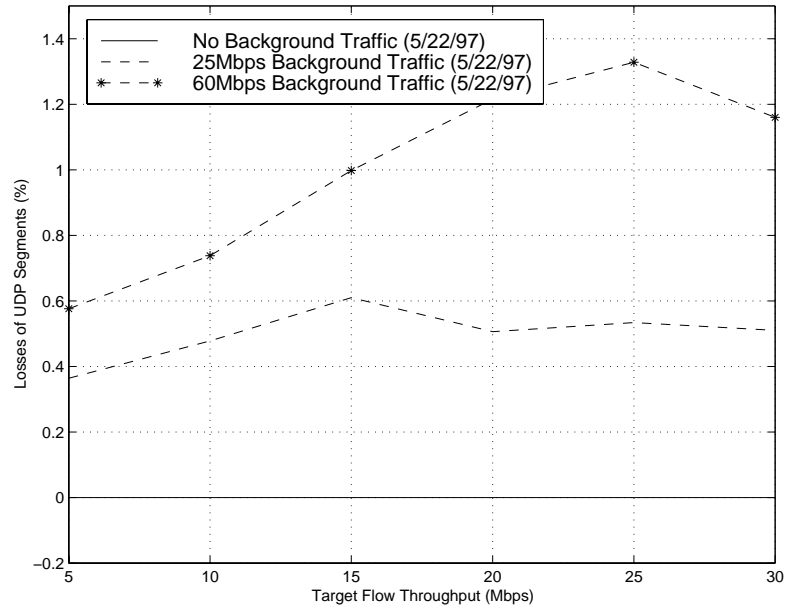


Figure 6.7: Percentage of UDP Segment Losses of UDP Target Flows from ITTC to AAI cloud

Since UDP does not retransmit the lost data, UDP packets are discarded at the receiving ends when some cells are dropped. Figure 6.7 shows the losses of UDP segments of target flows in percentage for the connection originated from ITTC to AAI cloud. The target flows suffer up to 1.3% of segment losses. As expected, the percentage of losses is proportional to the standard deviation of network jitter.

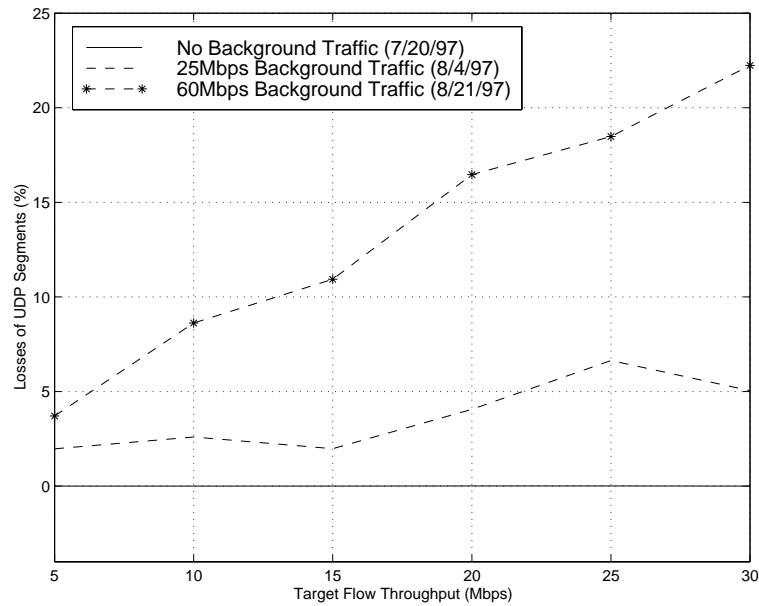


Figure 6.8: Percentage of UDP Segment Losses of UDP Target Flows from AAI cloud to ITTC

Figure 6.8 shows the percentage of UDP segment losses on the reserved path. A maximum of 22% UDP packet loss was observed. As expected, the target flows suffer higher losses which are proportional to the delay jitter shown in Figure 6.6. In this case, the packet losses are significant.

6.3 Cell Level Pacing on Target Flows

To study how cell level pacing affects network performance, the host interface of *elmer.atm* was configured to transmit cells at a fixed rate. All cells were periodically transmitted from *elmer.atm*. The peak cell rates of the host interface were configured as listed in Table 6.3 for each target flow. Notice that the pacing rates in column 3 are slightly higher than the NetSpec throughput in column 2 of Table 6.3. This is to include the overhead of TCP layer, UDP layer, AAL5, and ATM layer.

Target Flow	NetSpec Throughput (Mbps) at User Level	Pacing Rate (Mbps) at Host Interface
5Mbps	5.22	6.267
10Mbps	10.45	12.535
25Mbps	15.67	18.802
20Mbps	20.89	25.069
25Mbps	26.11	31.336
30Mbps	31.34	37.604

Table 6.3: Pacing Rates for Target Flows

The same set of tests described in the previous section were repeated and the results were compared to examine the effect of cell level pacing in all cases. Figure 6.9 is the TCP result of cell level paced target flows for the ITTC to AAI cloud experiment. The background traffic were still transmitted as bursty streams and were able to peak at OC-3 bandwidth. However, the cells of target flows were transmitted at a fix interval instead of groups of back-to-back cells. Figure 6.9 implies that the existence of Background Traffic does not induce any degradation on performance of target flows. The nearly flat lines in Figure 6.9 indicate that the target flows did not suffer any traffic contention once cell level pacing was used on target flows. No cell losses on target flows were reported. However, cell

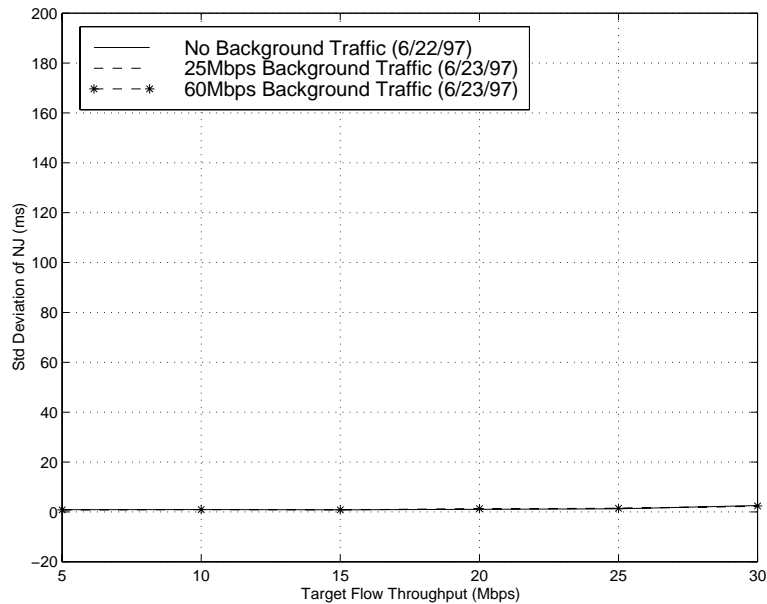


Figure 6.9: Standard Deviation (ms) of Network Jitter of Cell Level Paced TCP Target Flows from ITTC to AAI cloud

losses were observed on Background Traffic.

On the contrary, the result of reversed path in Figure 6.10 shows tremendous increase in delay jitter of target flows once cell level pacing technique is used. The standard deviation jumps from 350ms of no cell level pacing to 600ms of cell level pacing on target flows. This indicates that the cell level pacing on the *target flows* does not necessarily improve the performance.

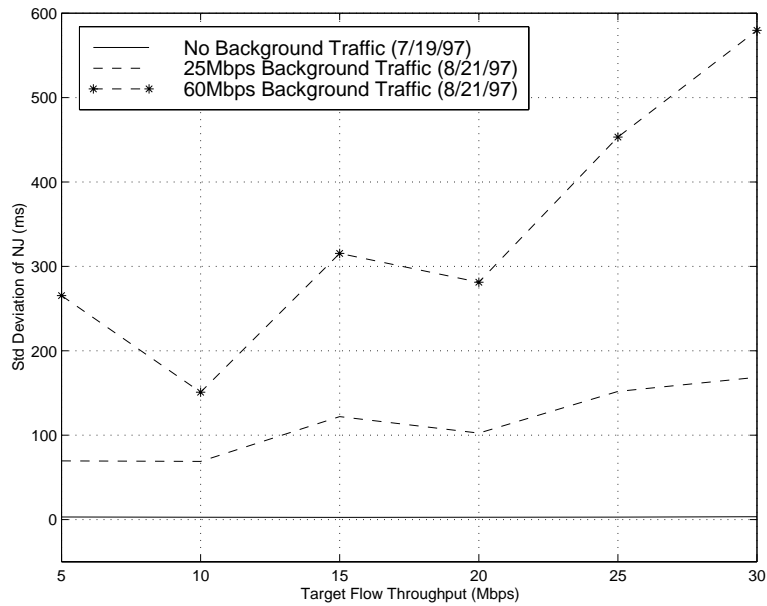


Figure 6.10: Standard Deviation (ms) of Network Jitter of Cell Level Paced TCP Target Flows from AAI cloud to ITTC

Similar result was observed for the UDP tests shown in Figure 6.11. The increase of Background Traffic from 25Mbps to 60Mbps does not have any effect on target flows. In addition, no UDP segments were lost as observed from the Figure 6.12. In other words, target flows, either using UDP or TCP, do not suffer traffic contention once cell level pacing is used for the paths from ITTC to AAI cloud.

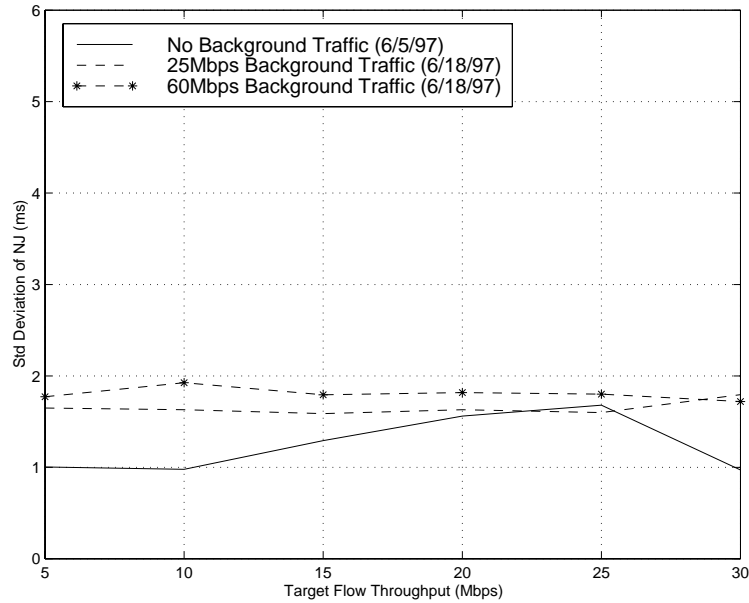


Figure 6.11: Standard Deviation (ms) of Network Jitter of Cell Level Paced UDP Target Flows from ITTC to AAI cloud

For UDP connection from AAI cloud to ITTC shown in Figure 6.13, the delay jitter depicts the same behavior as that observed on the target flows encountered in TCP connection. The standard deviation of UDP connection increases from 2ms of no cell level pacing to 23ms of cell level pacing on target flows. Similarly, the percentage of UDP segment losses increases proportionally to the variation of delay jitter.

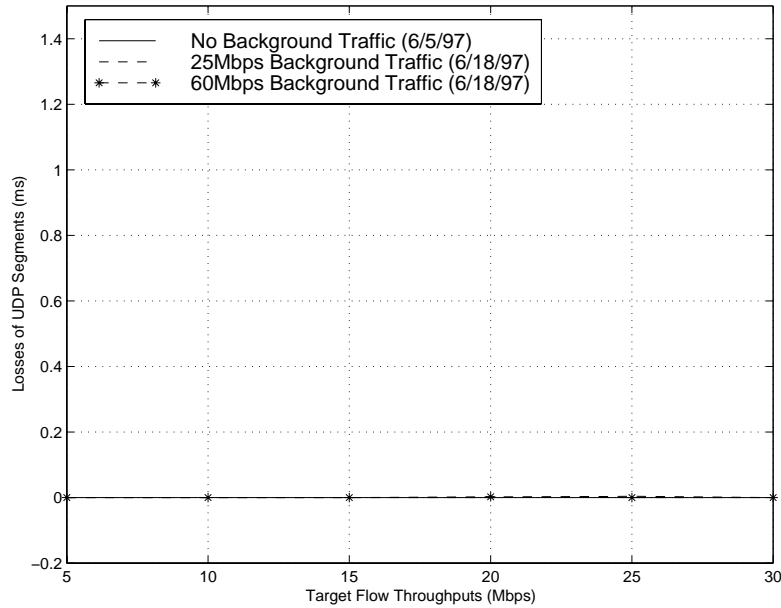


Figure 6.12: Percentage of Segment Losses of Cell Level Paced UDP Target Flows from ITTC to AAI cloud

6.4 Cell Level Pacing on Background Traffic

In the following tests, the background traffic streams instead of target flows were paced. Target flows were transmitted as groups of back-to-back cells, where as the Background Traffic were transmitted as evenly cell paced streams. The host interfaces on both *galaga.atm* and *hopper.atm* were configured to have the peak cell rates as listed in Table 6.4 and Table 6.5 for 25Mbps and 60Mbps Background Traffic tests, respectively.

The values of target flows listed in Table 6.3 were subtracted from the OC-3 bandwidth and then proportionally divided the remaining bandwidth and assigned to the two Background Traffic pairs. Therefore, I explicitly and manually set the maximum transmission rate for the two Background Traffic links. The background traffic in this network configuration can also be viewed as using an ideal Available Bit Rate (ABR) service. In ABR service, connections are config-

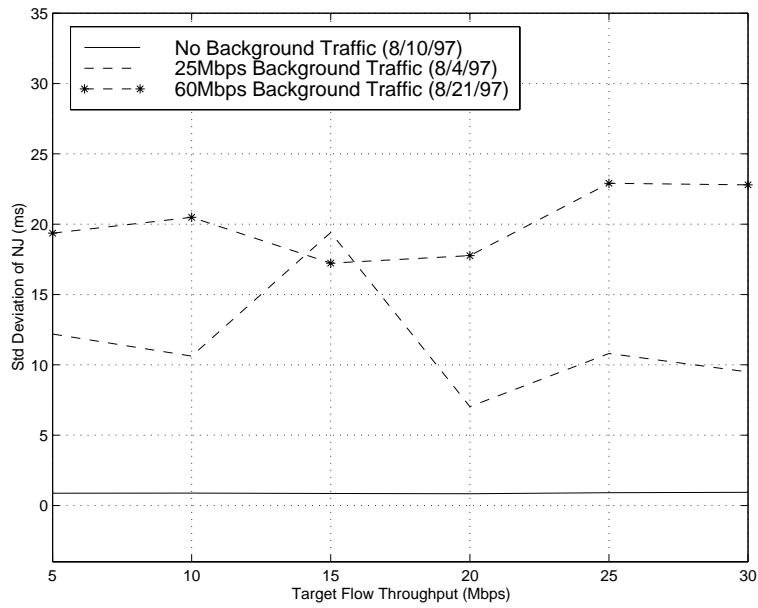


Figure 6.13: Standard Deviation (ms) of Network Jitter of Cell Level Paced UDP Target Flows from AAI cloud to ITTC

ured to utilize the maximum available amount of network resources (bandwidth in this case).

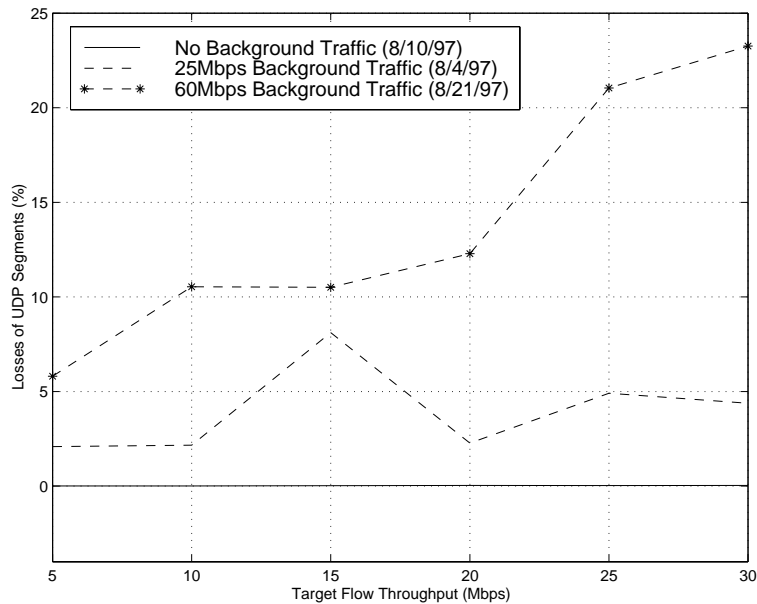


Figure 6.14: Percentage of Segment Losses of Cell Level Paced UDP Target Flows from AAI cloud to ITTC

Figure 6.15 and 6.16 are the TCP results of target flows with cell level paced Background Traffic for the forward (from ITTC to AAI cloud) and reversed (from AAI cloud to ITTC) paths. Compared to the TCP results of no cell level pacing in Figure 6.3 and 6.4, they show that the cell level paced background traffic does improve end-to-end performance even though the target flows are transmitted as groups of back-to-back cells. This is because a certain bandwidth has been reserved for the target flows. The Background Traffic only consumes the remaining bandwidth over the same link. This demonstrates the potential efficiency of ABR service in a "realistic" network.

Target Flow	ARL to hopper WWW and TeleConferencing	NRL to galaga FTP and MPEG
5Mbps	87.55Mbps	57.70Mbps
10Mbps	83.79Mbps	55.19Mbps
15Mbps	80.03Mbps	52.68Mbps
20Mbps	76.27Mbps	50.18Mbps
25Mbps	72.51Mbps	47.67Mbps
30Mbps	68.75Mbps	45.16Mbps

Table 6.4: 25Mbps Background Traffic Pacing Rates

Target Flow	ARL to hopper WWW and TeleConferencing	NRL to galaga FTP and MPEG
5Mbps	97.50Mbps	47.75Mbps
10Mbps	93.32Mbps	45.66Mbps
15Mbps	89.14Mbps	43.57Mbps
20Mbps	84.96Mbps	41.48Mbps
25Mbps	80.79Mbps	39.39Mbps
30Mbps	76.61Mbps	37.31Mbps

Table 6.5: 60Mbps Background Traffic Pacing Rates

For UDP tests of forward and reversed paths, the results shown in Figure 6.17 and 6.18 indicate that the standard deviation of network jitter remains constant as the rate of target flow increases steadily. However, a small percent of UDP packet losses is reported as shown in Figure 6.19 and Figure 6.20. Notice that the results in Figure 6.17 have much higher values of standard deviation (about 5ms) compared to Figure 6.11. This is because several scripts were running on the workstations to capture the statistics on the host interface. Thus, a higher CPU load was introduced. Consequently, the delay of processing is increased on the workstations. This illustrates the potential impact of the host state on network performance. This set of experiments was the first set of all the experiments and

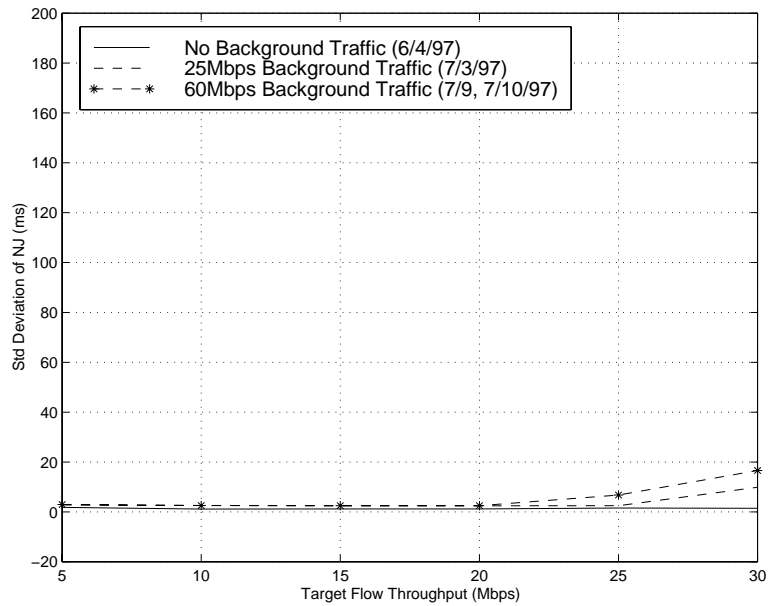


Figure 6.15: Standard Deviation (ms) of Network Jitter of TCP Target Flow with Cell Level Paced Background Traffic from ITTC to AAI cloud

was done on 5/22/97¹. The capturing scripts were later modified and enhanced. No similar problem was observed for the rest of the experiments.

¹Please refer to the Table 7.1

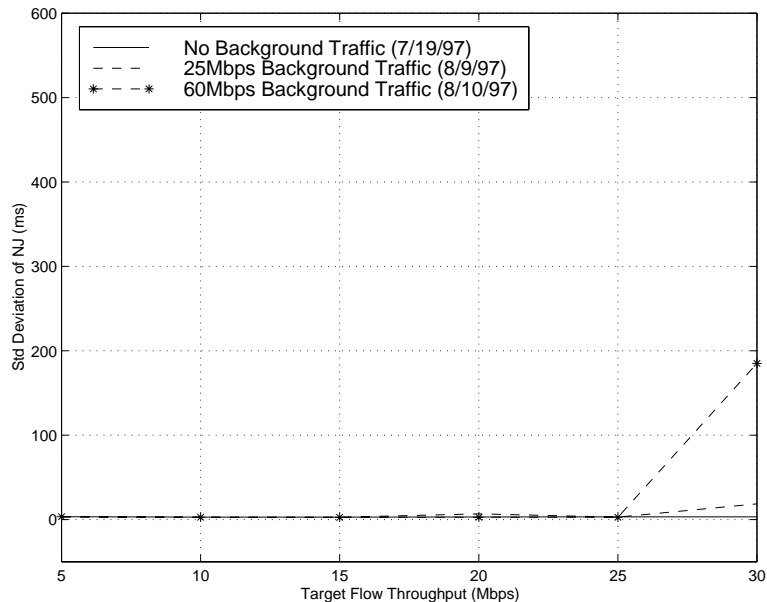


Figure 6.16: Standard Deviation (ms) of Network Jitter of TCP Target Flow with Cell Level Paced Background Traffic from AAI cloud to AAI

6.5 Comparison of Network Performance After Network Upgrades

Several network changes have occurred after 10/1/97. To evaluate the impact of the network changes, the worst case scenarios, which are the 60Mbps Background Traffic tests, were selected and re-run. The following tests in this section were conducted by Mike Linhart [23]. The network changes after 10/1/97 are listed as follows :

- Nortel Vector ATM Switches were added as edge switches for the AAI network.

Before the network upgrades, almost all the AAI sites were directly connected to ATM core switches that made up the nation wide WAN backbone. After the upgrade, AAI connections were moved to edge switches to provide more stable network connections, better network management, and tighter

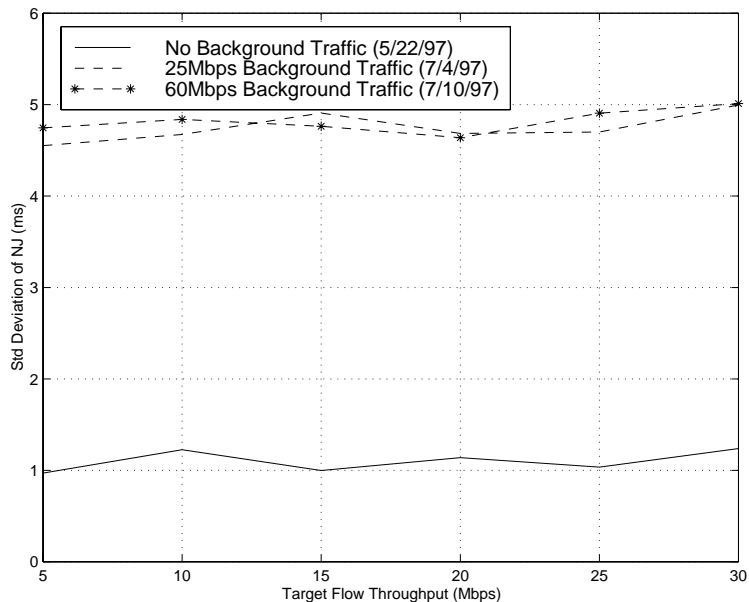


Figure 6.17: Standard Deviation (ms) of Network Jitter of UDP Target Flows with Cell Level Paced Background Traffic from ITTC to AAI cloud

traffic management.

- AAI network connections were changed from using VBR to UBR service. AAI sites were fully meshed by peak-rate VBR permanent virtual connections (PVCs). Because of their full peak-rate configuration, every AAI VBR PVC was able to utilize the full OC-3 bandwidth. After the upgrades, UBR service is used. Although each UBR connection is still able to peak at the full OC-3 bandwidth, Quality of Service (QoS) is not guaranteed.
- Early Packet Discard (EPD) was enabled where possible. One of the traffic management features from the edge switches is the EPD function. Since AAI sites are connected to the edge switches, EPD is turned on to prevent unwanted congestion from packet traffic.

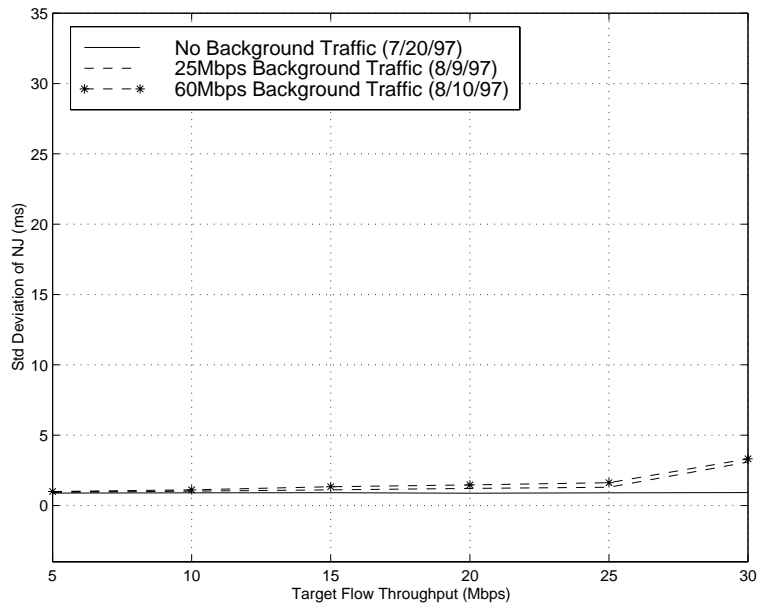


Figure 6.18: Standard Deviation (ms) of Network Jitter of UDP Target Flows with Cell Level Paced Background Traffic from AAI cloud to ITTC

6.5.1 No Cell Level Pacing

Figure 6.21 and Figure 6.22 are the standard deviation of network jitter and percentage of packet loss of UDP Target Flows under the impact of 60Mbps Background Traffic before and after the network upgrades. The standard deviation was reduced from 30ms to 2.5ms and UDP segment loss was reduced from 22 percent to 1 percent in the worst case. Network congestion within the AAI backbone has been lowered for the latest test runs compared with the earlier test runs. Those improvements are significant.

The improvement of network performance shown in Figure 6.21 and Figure 6.22 can be mainly attributed to the EPD setting at the edge switches. Network congestions are caused by bursty traffic sources in the experiments. The main functionality of EPD is to prevent unwanted congestion for packet traffic. Thus, many cells from the bursty background traffic sources were dropped by the EPD at the edge switches before they were admitted into the AAI backbone. When

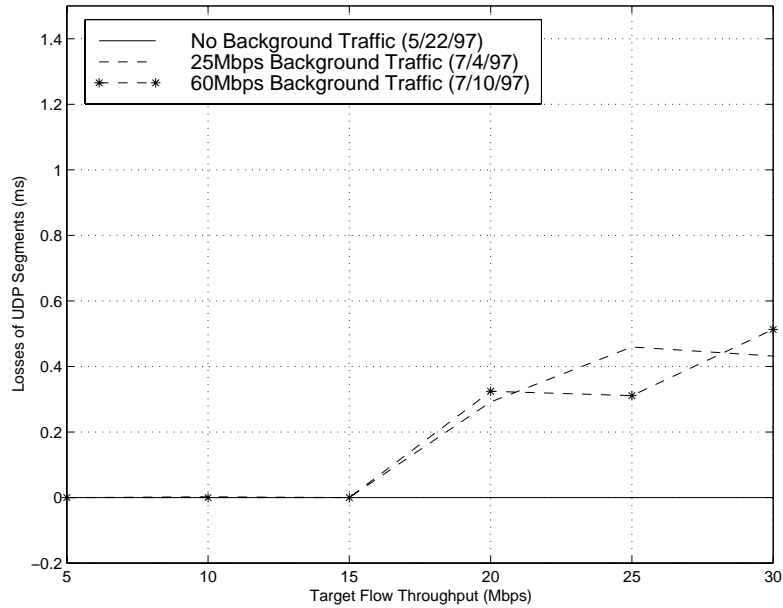


Figure 6.19: Percentage of UDP Segment Losses of UDP Target Flows with Cell Level Paced Background Traffic from ITTC to AAI cloud

the target flows merged with the background traffic at the core switches, traffic congestion were less likely to occur. As a result, we see a substantial improvement for the performance of the target flows. However, background traffic suffered more cell losses in this case. In fact, background traffic had an increase of 50 percent in number of cells being dropped in the tests after the network upgrades.

6.5.2 Cell Level Pacing on Background Traffic

Figure 6.23 and Figure 6.24 are the performance of UDP target flows with cell level paced 60Mbps background traffic before and after the network upgrades. There was only a slight improvement in this case because the standard deviation of network jitter and lost UDP segments were very low in both test runs.

Overall, the additions of edge switches, UBR traffic setting, and early packet discard (EPD) setting have made a substantial improvement in performance of the AAI ATM network.

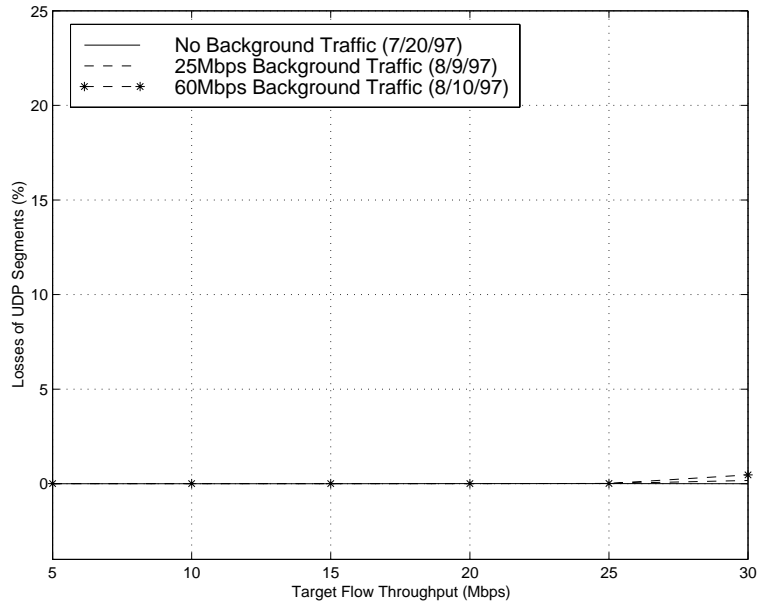


Figure 6.20: Percentage of UDP Segment Losses of UDP Target Flows with Cell Level Paced Background Traffic from AAI cloud to ITTC

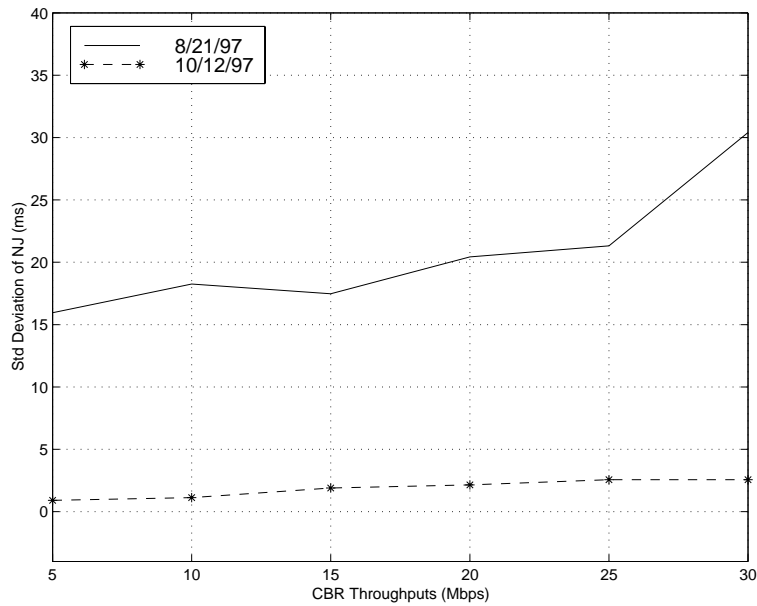


Figure 6.21: Standard Deviation of UDP Target Flows under the non-cell level paced 60Mbps Background Traffic

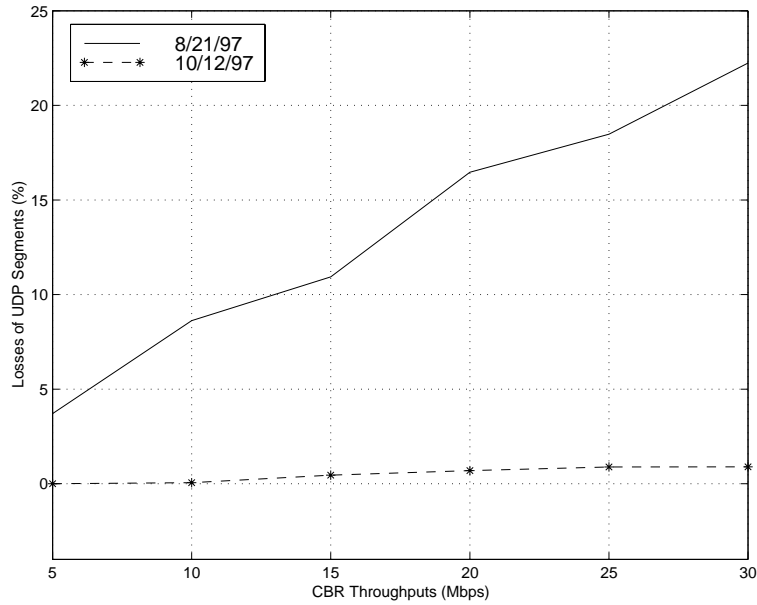


Figure 6.22: Losses of UDP Segments of UDP Target Flows under the non-cell level paced 60Mbps Background Traffic

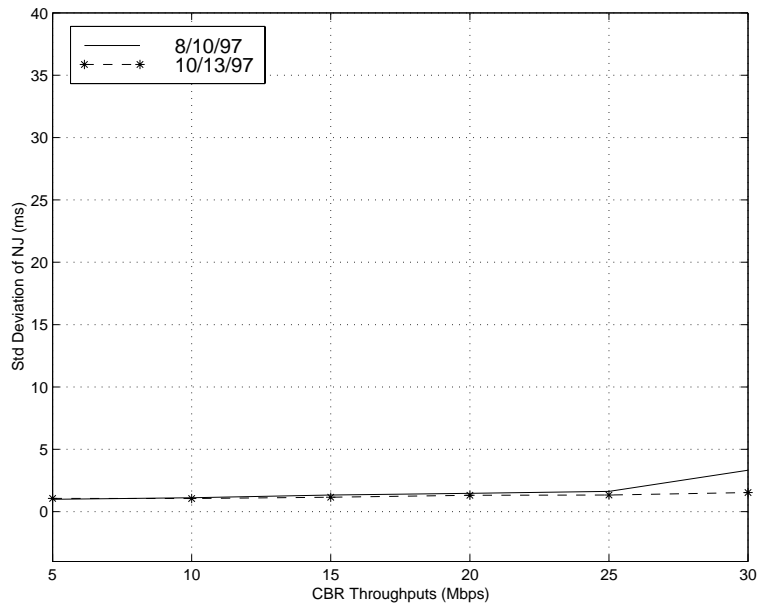


Figure 6.23: Standard Deviation of UDP Target Flow under the cell level paced 60Mbps Background Traffic

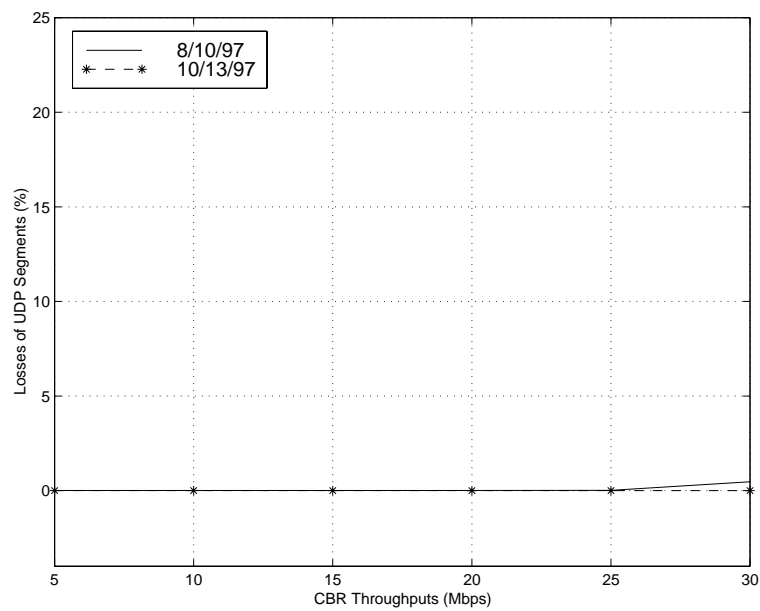


Figure 6.24: Losses of UDP Segments of UDP Target Flows under the cell level paced 60Mbps Background Traffic

Chapter 7

Lessons Learned

This chapter presents the summaries of lessons learned in this study. The lessons learned are categorized into two sections as follows : (1) ATM WAN performance; and (2) Doing Network Measurements.

7.1 ATM WAN Performance

This section documents the lessons learned related to the ATM WAN performance drawn from the experimental results of this study.

7.1.1 TCP and UDP Protocol Performance

TCP and UDP are the popular protocols being used on internet protocol (IP) networks. User applications only see packet performance, not ATM cell performance. So, it is vital to have acceptable packet level performance, especially in congested networks. This study finds that the performance of packet traffic over ATM WAN in a *congested* and *uncontrolled* environment is poor. Delay jitter and packet losses are large and intolerable in non-cell level paced TCP and

UDP tests. When the three multiple sources (two background traffic sources from ARL and NRL + target flow from NCCOSC) merged together in the core switch and competed for the same destination, cells were dropped due to the peak rate burstiness, particularly from the bursty elements (FTP and WWW) of background traffic sources. In ATM, a single 53-byte cell drop may cause an 9180-byte¹ [24] packet discard at IP layer due to incomplete error. Network resources are wasted to deliver the useless cells belong to the same corrupted IP packet. In TCP, retransmission is triggered to recover the lost packets, but the delay of delivery is added. In UDP, the discarded IP packets are unrecoverable at the receiving ends. As a result, large delay jitter and losses on packet level were observed. Traffic shaping technique must be applied to alter the bursty IP traffic streams and have better controls of network traffic. TCP protocol may be used in conjunction of traffic shaping to provide safe transmission of data.

7.1.2 Traffic Shaping

In an ideal world, user traffic should have been shaped before submitting to the networks. Bursty traffic sources in an uncontrolled environment will adversely impact the network performance. The results in Section 6.2 (No Cell Level Pacing) indicate poor network performance even though the aggregate average throughput in the worst case scenario is about 100Mbps² over a 155.52Mbps OC-3 link. At first, cell level pacing was used on the target flows to evaluate its effects. The results of cell level paced target flows show that its effects are dependent on the direction of the flows and the network structure. In the case of the traffic flow from ITTC to AAI cloud, better network performance was observed. Paced cells

¹The recommended Maximum Transfer Unit (MTU) for IP over ATM is 9180 bytes.

²including the overhead of TCP/UDP, AAL, ATM, and SONET layers.

from the target flows were less likely to be dropped compared to the groups of back-to-back cells because of the large buffer setting and the OC-12 to OC-3 rate mismatch situation in the TIOC switch. However, target flows suffered more delay and losses when they went from AAI cloud to ITTC. This is because the congestion point was in the AAI cloud. The congestion situation was identified as the traffic from three OC-3 links competed for the same output port which was also another OC-3 link in the core switch where they merged together. In addition, the buffer setting in core switches was considerably tighter and less than the setting in TIOC switch. As a result, paced cells from target flows were more likely to be discarded over a fixed period of time and worse packet performance was observed for the connections from AAI cloud to ITTC.

The consistent network performance was gained when cell level pacing was used on background traffic sources regardless of the direction of the flows. This time, the network only sees well-behaved traffic streams coming in. The background traffic was not able to transmit at full OC-3 bandwidth. Instead, the pacing rate was specified as to demonstrate the potential effectiveness of ABR service. Bandwidth was reserved for the target flows. Although the target flows were still transmitted as groups of back-to-back cells, the small buffer setting in core switches was able to absorb the small amount of back-to-back cells and the bandwidth was available to transmit. Given this situation, the network performance is substantially improved no matter what the direction of the flows is.

The simplest traffic shaping technique, cell level pacing, is found to be an effective way to conform traffic and avoid severe network congestion situation.

7.1.3 Asymmetrical Network Structure

In this study, tests were conducted from ITTC to AAI cloud, and AAI cloud to ITTC separately. Different ATM network performance was observed from direction of flows. This is because of the asymmetrical network structure in connection-oriented WANs. In the tests with the traffic flow from ITTC to AAI cloud, the congestion point is identified as the OC-12 to OC-3 mismatch in the TIOC switch. However, when the direction of all the traffic flows was reversed, this creates a congestion point within the AAI cloud for the tests with traffic flow from AAI cloud to ITTC. The reasons of why asymmetrical network performance occurs are given in Section 7.1.2 (Traffic Shaping). As a result, different network performance was obtained. In designing congestion experiments and evaluating network performance, the direction of traffic flows must be taken into consideration. If not, underestimated and inaccurate conclusion might be drawn for the network performance.

7.1.4 Early Packet Discard (EPD) Functionality and Performance

The main functionality of EPD is to relieve network tension by reserving queue buffer in switches. In this study, EPD performance was evaluated. The comparison of network performance after network upgrades in Chapter 6 Section 6.5 show substantial gain in network performance and traffic congestion was reduced in AAI backbone once the EPD setting was enable. Although bursty background traffic sources were observed to have more cells being dropped, mission-critical target flows have better performance and EPD provides better overall network performance. The combination of the use of Early Packet Discard (EPD) and

Partial Packet Discard (PPD) is believed to provide greater network performance of packet traffic.

7.2 Doing Network Measurements

Although there are many documents about the results of measurements presented nowadays, network researchers, especially beginners, often found the documents about measurement process lacking or the information is not publicly available. Network investigators usually gain their experience in doing experiments by trial and error. Without careful preparation, this often leads to wasted resources for the projects. This section is to address some of the observations made and issues found in this study.

7.2.1 Network Connectivity

Maintaining network connectivity, especially in a WAN testbed environment, has been a difficult task. In the deployment of AAI network, KU has been struggling to set up and maintain stable network connections to other sites. PVCs were set up to interconnect the four experiment sites (ARL, NRL, NCCOSC, and ITTC). Since the cell level pacing is done on a per PVC basis, specific PVCs were set up to support the tests. Smart (Soft) permanent virtual connections (SPVCs) were used to set up connections through multiple network switches. The SPVCs with specific pacing rate were set up before and torn down after each experiment.

In addition, the workstations deployed by KU to the other AAI sites were not stable due to the initial beta version of operating systems. The workstations were needed to reboot occasionally. In doing the experiments, all four workstations were needed to be operational and network connections were able to set up. Thus,

the problem of network connectivity partly contributes to the delays of schedule in running the experiments.

7.2.2 Host State

Host state also plays an important role in doing network measurements. Note that in the cell level paced background traffic tests of Figure 6.17, the standard deviation of UDP packet was about 3ms higher compared to the other tests. This was because some statistic capturing scripts were running on the workstation. NetSpec is a running process at the application level. As a result, it competes with other processes to get operating system time. Thus, in this case, the result of the experiment was adversely altered. To accurately measure network performance using workstations, host machines must have low system load.

7.2.3 Long Duration of Experiments

Table 7.1 and 7.2 are the run dates of experiments for ITTC to AAI and AAI to ITTC, respectively. One set of experiments took about 3 hours to complete. In other words, more than 150 hours of successful experiment time, including the 24-hour validation experiments, were logged in this study.

One of the obstacles found when conducting these experiments was that these experiments were congestion experiments. They were purposely designed to cause severe congestion in the network in order to evaluate network performance. However, they also impacted other traffic and negatively affected the performance of production network of AAI. Tests were postponed several times to evaluate the impact on production network in the beginning of this study. Toward to the end of the study, the tests were conducted on weekend basis to avoid cross traffic and

breakdown in production network of AAI.

5/22/97	UDP Target Flows UDP Target Flows with 25Mbps Background Traffic UDP Target Flows with 60Mbps Background Traffic
6/4/97	TCP Target Flows alone TCP Target Flows with 25Mbps Background Traffic TCP Target Flows with 60Mbps Background Traffic
6/5/97	Cell Level Paced UDP Target Flows
6/18/97	Cell Level Paced UDP Target Flows with 25Mbps Background Traffic Cell Level Paced UDP Target Flows with 60Mbps Background Traffic
6/22/97	Cell Level Paced TCP Target Flows
6/23/97	Cell Level Paced TCP Target Flows with 25Mbps Background Traffic Cell Level Paced TCP Target Flows with 60Mbps Background Traffic
7/3/97	TCP Target Flows with Cell Level Paced 25Mbps Background Traffic
7/4/97	UDP Target Flows with Cell Level Paced 25Mbps Background Traffic
7/9/97	TCP Target Flows with Cell Level Paced 60Mbps Background Traffic (Part I)
7/10/97	TCP Target Flows with Cell Level Paced 60Mbps Background Traffic (Part II) UDP Target Flows with Cell Level Paced 60Mbps Background Traffic

Table 7.1: Run Dates of the Experiments from ITTC to AAI cloud

7.2.4 Large Amount of Collected Data

A total of 772 successful experiments had been conducted over the 3-month period from May 1997 to August 1997 (Table 7.1 and Table 7.2), which is equivalent to about 1G bytes of raw data. Each packet in the tests was timestamped and recorded. This 1G byte of raw data approximately consumed 24 hours of processing time.

7/19/97	TCP Target Flows alone Cell Level Paced TCP Target Flows alone
7/20/97	UDP Target Flows alone Cell Level Paced UDP Target Flows alone
7/26/97	TCP Target Flows with 25Mbps Background Traffic TCP Target Flows with 60Mbps Background Traffic
8/4/97	UDP Target Flows with 25Mbps Background Traffic Cell Level Paced UDP Target Flows with 25Mbps Background Traffic
8/9/97	TCP Target Flows with Cell Level Paced 25Mbps Background Traffic UDP Target Flows with Cell Level Paced 25Mbps Background Traffic
8/10/97	Cell Level Paced UDP Target Flows alone TCP Target Flows with Cell Level Paced 60Mbps Background Traffic UDP Target Flows with Cell Level Paced 60Mbps Background Traffic
8/21/97	Cell Level Paced TCP Target Flows with 25Mbps Background Traffic Cell Level Paced TCP Target Flows with 60Mbps Background Traffic
8/21/97	Cell Level Paced UDP Target Flows with 60Mbps Background Traffic UDP Target Flows with Cell Level Paced 60Mbps Background Traffic

Table 7.2: Run Dates of the Experiments from AAI cloud to ITTC

Chapter 8

Conclusions and Future Work

8.1 Summary and Conclusions

Here, empirically-derived traffic models were collected and implemented in Net-Spec 3.0. Congestion WAN experiments using these emulated traffic sources were successfully conducted. Network performance in terms of delay jitter, and packet loss, were successfully measured under the impact of bursty Background Traffic sources. In addition, the effects of transport level flow control and ATM level traffic shaping were studied and analyzed.

The results obtained from the experiments have shown the poor network performance on target flows and negative impact of bursty background traffic in an uncontrolled network environment. Using TCP solely does not improve the network performance in such a congested network condition. ATM level traffic shaping is found to be a solution to significantly reduce network tension in addition to improving network performance on target flows. However, a small percent of cell losses on target flows was still observed in the best case of cell level pacing. To ensure safe transmission of data and optimized network performance,

the combination of TCP flow control and cell level pacing technique should be used.

The results also indicate that the network performance is dependent on the direction of the traffic flows due to the asymmetrical network structure. The change of direction of the traffic flows will create a congestion point at different physical network location.

8.2 Future Work

This section addresses some of the bottlenecks in this study and present some recommendations for future work.

As new technology advances and more standards are proposed, the user applications are changing, so is the user traffic. For example, WWW standards and browsers keep changing and improving. The generated traffic is dependent on the functionality and caching algorithms of the browsers. As a result, the user traffic pattern is different from browser to browser, standard to another standard. More traffic models should be evaluated.

In the 25Mbps and 60Mbps Background Traffic tests, there is only a single TCP connection for WWW sessions. Similarly, FTP sessions only utilize a single TCP connection. In a more realistic scenario, there are many active WWW and FTP sessions at the same time. In other words, parallel TCP connections of many WWW and FTP sessions compete with each other. This will draw more realistic congestion environment for the tests.

In this study, the analysis of network performance mainly focuses on the target flows. It will be interesting to evaluate how background traffic performs in the tests. Although statistic capturing scripts were running on each workstation,

they only show the number of background traffic cells being dropped for the whole experiments. More detailed analysis may be done to examine the network performance on background traffic.

Appendix A

NetSpec Scripts for Validation Experiments

A.1 FTP script for Validation Experiment

```
serial {
  cluster {
    test galaga.atm.ittc.ukans.edu {
      type = burstq (blocksize=ftpItemSize(min=8),
                    repeats=ftpNOfItems(min=1),
                    period=ftpSessionInterarrival(lambda=0.000001138, min=1000),
                    buffer=65536, duration=1800);
      protocol = tcp (window=1048576);
      own = galaga.atm.ittc.ukans.edu:51101;
      peer = arl.atm.ittc.ukans.edu:51101;
    }
    test arl.atm.ittc.ukans.edu {
      type = sink (blocksize=65536, duration=1800);
      protocol = tcp (window=1048576);
      own = arl.atm.ittc.ukans.edu:51101;
      peer = galaga.atm.ittc.ukans.edu:51101;
    }
  }
  cluster {
    test galaga.atm.ittc.ukans.edu {
      type = burstq (blocksize=ftpItemSize(min=8),
                    repeats=ftpNOfItems(min=1),
                    period=ftpSessionInterarrival(lambda=0.000000853, min=1000),
                    buffer=65536, duration=1800);
      protocol = tcp (window=1048576);
      own = galaga.atm.ittc.ukans.edu:51102;
      peer = arl.atm.ittc.ukans.edu:51102;
    }
    test arl.atm.ittc.ukans.edu {
      type = sink (blocksize=65536, duration=1800);
    }
  }
}
```



```

    protocol = tcp (window=1048576);
    own = arl.atm.ittc.ukans.edu:51102;
    peer = galaga.atm.ittc.ukans.edu:51102;
}
}
cluster {
  test galaga.atm.ittc.ukans.edu {
    type = burstq (blocksize=ftpItemSize(min=8),
                  repeats=ftpNOfItems(min=1),
                  period=ftpSessionInterarrival(lambda=0.000000664, min=1000),
                  buffer=65536, duration=1800);
    protocol = tcp (window=1048576);
    own = galaga.atm.ittc.ukans.edu:51103;
    peer = arl.atm.ittc.ukans.edu:51103;
  }
  test arl.atm.ittc.ukans.edu {
    type = sink (blocksize=65536, duration=1800);
    protocol = tcp (window=1048576);
    own = arl.atm.ittc.ukans.edu:51103;
    peer = galaga.atm.ittc.ukans.edu:51103;
  }
}
cluster {
  test galaga.atm.ittc.ukans.edu {
    type = burstq (blocksize=ftpItemSize(min=8),
                  repeats=ftpNOfItems(min=1),
                  period=ftpSessionInterarrival(lambda=0.000000474, min=1000),
                  buffer=65536, duration=1800);
    protocol = tcp (window=1048576);
    own = galaga.atm.ittc.ukans.edu:51104;
    peer = arl.atm.ittc.ukans.edu:51104;
  }
  test arl.atm.ittc.ukans.edu {
    type = sink (blocksize=65536, duration=1800);
    protocol = tcp (window=1048576);
    own = arl.atm.ittc.ukans.edu:51104;
    peer = galaga.atm.ittc.ukans.edu:51104;
  }
}
cluster {
  test galaga.atm.ittc.ukans.edu {
    type = burstq (blocksize=ftpItemSize(min=8),
                  repeats=ftpNOfItems(min=1),
                  period=ftpSessionInterarrival(lambda=0.000000521, min=1000),
                  buffer=65536, duration=1800);
    protocol = tcp (window=1048576);
    own = galaga.atm.ittc.ukans.edu:51105;
    peer = arl.atm.ittc.ukans.edu:51105;
  }
  test arl.atm.ittc.ukans.edu {
    type = sink (blocksize=65536, duration=1800);
    protocol = tcp (window=1048576);
    own = arl.atm.ittc.ukans.edu:51105;
    peer = galaga.atm.ittc.ukans.edu:51105;
  }
}
cluster {
  test galaga.atm.ittc.ukans.edu {
    type = burstq (blocksize=ftpItemSize(min=8),
                  repeats=ftpNOfItems(min=1),
                  period=ftpSessionInterarrival(lambda=0.000000664, min=1000),
                  buffer=65536, duration=1800);
    protocol = tcp (window=1048576);
    own = galaga.atm.ittc.ukans.edu:51106;
    peer = arl.atm.ittc.ukans.edu:51106;
  }
}

```

```

}
test arl.atm.ittc.ukans.edu {
  type = sink (blocksize=65536, duration=1800);
  protocol = tcp (window=1048576);
  own = arl.atm.ittc.ukans.edu:51106;
  peer = galaga.atm.ittc.ukans.edu:51106;
}
}
cluster {
  test galaga.atm.ittc.ukans.edu {
    type = burstq (blocksize=ftpItemSize(min=8),
                  repeats=ftpNOfItems(min=1),
                  period=ftpSessionInterarrival(lambda=0.000000948, min=1000),
                  buffer=65536, duration=1800);
    protocol = tcp (window=1048576);
    own = galaga.atm.ittc.ukans.edu:51107;
    peer = arl.atm.ittc.ukans.edu:51107;
  }
  test arl.atm.ittc.ukans.edu {
    type = sink (blocksize=65536, duration=1800);
    protocol = tcp (window=1048576);
    own = arl.atm.ittc.ukans.edu:51107;
    peer = galaga.atm.ittc.ukans.edu:51107;
  }
}
cluster {
  test galaga.atm.ittc.ukans.edu {
    type = burstq (blocksize=ftpItemSize(min=8),
                  repeats=ftpNOfItems(min=1),
                  period=ftpSessionInterarrival(lambda=0.000001564, min=1000),
                  buffer=65536, duration=1800);
    protocol = tcp (window=1048576);
    own = galaga.atm.ittc.ukans.edu:51108;
    peer = arl.atm.ittc.ukans.edu:51108;
  }
  test arl.atm.ittc.ukans.edu {
    type = sink (blocksize=65536, duration=1800);
    protocol = tcp (window=1048576);
    own = arl.atm.ittc.ukans.edu:51108;
    peer = galaga.atm.ittc.ukans.edu:51108;
  }
}
cluster {
  test galaga.atm.ittc.ukans.edu {
    type = burstq (blocksize=ftpItemSize(min=8),
                  repeats=ftpNOfItems(min=1),
                  period=ftpSessionInterarrival(lambda=0.000002086, min=1000),
                  buffer=65536, duration=1800);
    protocol = tcp (window=1048576);
    own = galaga.atm.ittc.ukans.edu:51109;
    peer = arl.atm.ittc.ukans.edu:51109;
  }
  test arl.atm.ittc.ukans.edu {
    type = sink (blocksize=65536, duration=1800);
    protocol = tcp (window=1048576);
    own = arl.atm.ittc.ukans.edu:51109;
    peer = galaga.atm.ittc.ukans.edu:51109;
  }
}
cluster {
  test galaga.atm.ittc.ukans.edu {
    type = burstq (blocksize=ftpItemSize(min=8),
                  repeats=ftpNOfItems(min=1),
                  period=ftpSessionInterarrival(lambda=0.000002607, min=1000),
                  buffer=65536, duration=1800);

```

```

    protocol = tcp (window=1048576);
    own = galaga.atm.ittc.ukans.edu:51110;
    peer = arl.atm.ittc.ukans.edu:51110;
}
test arl.atm.ittc.ukans.edu {
    type = sink (blocksize=65536, duration=1800);
    protocol = tcp (window=1048576);
    own = arl.atm.ittc.ukans.edu:51110;
    peer = galaga.atm.ittc.ukans.edu:51110;
}
}
cluster {
    test galaga.atm.ittc.ukans.edu {
        type = burstq (blocksize=ftpItemSize(min=8),
            repeats=ftpNOfItems(min=1),
            period=ftpSessionInterarrival(lambda=0.000003129, min=1000),
            buffer=65536, duration=1800);
        protocol = tcp (window=1048576);
        own = galaga.atm.ittc.ukans.edu:51111;
        peer = arl.atm.ittc.ukans.edu:51111;
    }
    test arl.atm.ittc.ukans.edu {
        type = sink (blocksize=65536, duration=1800);
        protocol = tcp (window=1048576);
        own = arl.atm.ittc.ukans.edu:51111;
        peer = galaga.atm.ittc.ukans.edu:51111;
    }
}
cluster {
    test galaga.atm.ittc.ukans.edu {
        type = burstq (blocksize=ftpItemSize(min=8),
            repeats=ftpNOfItems(min=1),
            period=ftpSessionInterarrival(lambda=0.000003318, min=1000),
            buffer=65536, duration=1800);
        protocol = tcp (window=1048576);
        own = galaga.atm.ittc.ukans.edu:51112;
        peer = arl.atm.ittc.ukans.edu:51112;
    }
    test arl.atm.ittc.ukans.edu {
        type = sink (blocksize=65536, duration=1800);
        protocol = tcp (window=1048576);
        own = arl.atm.ittc.ukans.edu:51112;
        peer = galaga.atm.ittc.ukans.edu:51112;
    }
}
cluster {
    test galaga.atm.ittc.ukans.edu {
        type = burstq (blocksize=ftpItemSize(min=8),
            repeats=ftpNOfItems(min=1),
            period=ftpSessionInterarrival(lambda=0.000002844, min=1000),
            buffer=65536, duration=1800);
        protocol = tcp (window=1048576);
        own = galaga.atm.ittc.ukans.edu:51113;
        peer = arl.atm.ittc.ukans.edu:51113;
    }
    test arl.atm.ittc.ukans.edu {
        type = sink (blocksize=65536, duration=1800);
        protocol = tcp (window=1048576);
        own = arl.atm.ittc.ukans.edu:51113;
        peer = galaga.atm.ittc.ukans.edu:51113;
    }
}
cluster {
    test galaga.atm.ittc.ukans.edu {
        type = burstq (blocksize=ftpItemSize(min=8),

```

```

                repeats=ftpNOFItems(min=1),
                period=ftpSessionInterarrival(lambda=0.000002892, min=1000),
                buffer=65536, duration=1800);
        protocol = tcp (window=1048576);
        own = galaga.atm.ittc.ukans.edu:51114;
        peer = arl.atm.ittc.ukans.edu:51114;
    }
    test arl.atm.ittc.ukans.edu {
        type = sink (blocksize=65536, duration=1800);
        protocol = tcp (window=1048576);
        own = arl.atm.ittc.ukans.edu:51114;
        peer = galaga.atm.ittc.ukans.edu:51114;
    }
}
cluster {
    test galaga.atm.ittc.ukans.edu {
        type = burstq (blocksize=ftpItemSize(min=8),
            repeats=ftpNOFItems(min=1),
            period=ftpSessionInterarrival(lambda=0.000003745, min=1000),
            buffer=65536, duration=1800);
        protocol = tcp (window=1048576);
        own = galaga.atm.ittc.ukans.edu:51115;
        peer = arl.atm.ittc.ukans.edu:51115;
    }
    test arl.atm.ittc.ukans.edu {
        type = sink (blocksize=65536, duration=1800);
        protocol = tcp (window=1048576);
        own = arl.atm.ittc.ukans.edu:51115;
        peer = galaga.atm.ittc.ukans.edu:51115;
    }
}
cluster {
    test galaga.atm.ittc.ukans.edu {
        type = burstq (blocksize=ftpItemSize(min=8),
            repeats=ftpNOFItems(min=1),
            period=ftpSessionInterarrival(lambda=0.000003366, min=1000),
            buffer=65536, duration=1800);
        protocol = tcp (window=1048576);
        own = galaga.atm.ittc.ukans.edu:51116;
        peer = arl.atm.ittc.ukans.edu:51116;
    }
    test arl.atm.ittc.ukans.edu {
        type = sink (blocksize=65536, duration=1800);
        protocol = tcp (window=1048576);
        own = arl.atm.ittc.ukans.edu:51116;
        peer = galaga.atm.ittc.ukans.edu:51116;
    }
}
cluster {
    test galaga.atm.ittc.ukans.edu {
        type = burstq (blocksize=ftpItemSize(min=8),
            repeats=ftpNOFItems(min=1),
            period=ftpSessionInterarrival(lambda=0.000003650, min=1000),
            buffer=65536, duration=1800);
        protocol = tcp (window=1048576);
        own = galaga.atm.ittc.ukans.edu:51117;
        peer = arl.atm.ittc.ukans.edu:51117;
    }
    test arl.atm.ittc.ukans.edu {
        type = sink (blocksize=65536, duration=1800);
        protocol = tcp (window=1048576);
        own = arl.atm.ittc.ukans.edu:51117;
        peer = galaga.atm.ittc.ukans.edu:51117;
    }
}
}

```

```

cluster {
  test galaga.atm.ittc.ukans.edu {
    type = burstq (blocksize=ftpItemSize(min=8),
                  repeats=ftpNOfItems(min=1),
                  period=ftpSessionInterarrival(lambda=0.000002749, min=1000),
                  buffer=65536, duration=1800);
    protocol = tcp (window=1048576);
    own = galaga.atm.ittc.ukans.edu:51118;
    peer = arl.atm.ittc.ukans.edu:51118;
  }
  test arl.atm.ittc.ukans.edu {
    type = sink (blocksize=65536, duration=1800);
    protocol = tcp (window=1048576);
    own = arl.atm.ittc.ukans.edu:51118;
    peer = galaga.atm.ittc.ukans.edu:51118;
  }
}
cluster {
  test galaga.atm.ittc.ukans.edu {
    type = burstq (blocksize=ftpItemSize(min=8),
                  repeats=ftpNOfItems(min=1),
                  period=ftpSessionInterarrival(lambda=0.000001849, min=1000),
                  buffer=65536, duration=1800);
    protocol = tcp (window=1048576);
    own = galaga.atm.ittc.ukans.edu:51119;
    peer = arl.atm.ittc.ukans.edu:51119;
  }
  test arl.atm.ittc.ukans.edu {
    type = sink (blocksize=65536, duration=1800);
    protocol = tcp (window=1048576);
    own = arl.atm.ittc.ukans.edu:51119;
    peer = galaga.atm.ittc.ukans.edu:51119;
  }
}
cluster {
  test galaga.atm.ittc.ukans.edu {
    type = burstq (blocksize=ftpItemSize(min=8),
                  repeats=ftpNOfItems(min=1),
                  period=ftpSessionInterarrival(lambda=0.000001280, min=1000),
                  buffer=65536, duration=1800);
    protocol = tcp (window=1048576);
    own = galaga.atm.ittc.ukans.edu:51120;
    peer = arl.atm.ittc.ukans.edu:51120;
  }
  test arl.atm.ittc.ukans.edu {
    type = sink (blocksize=65536, duration=1800);
    protocol = tcp (window=1048576);
    own = arl.atm.ittc.ukans.edu:51120;
    peer = galaga.atm.ittc.ukans.edu:51120;
  }
}
cluster {
  test galaga.atm.ittc.ukans.edu {
    type = burstq (blocksize=ftpItemSize(min=8),
                  repeats=ftpNOfItems(min=1),
                  period=ftpSessionInterarrival(lambda=0.000001517, min=1000),
                  buffer=65536, duration=1800);
    protocol = tcp (window=1048576);
    own = galaga.atm.ittc.ukans.edu:51121;
    peer = arl.atm.ittc.ukans.edu:51121;
  }
  test arl.atm.ittc.ukans.edu {
    type = sink (blocksize=65536, duration=1800);
    protocol = tcp (window=1048576);
    own = arl.atm.ittc.ukans.edu:51121;
  }
}

```

```

    peer = galaga.atm.ittc.ukans.edu:51121;
  }
}
cluster {
  test galaga.atm.ittc.ukans.edu {
    type = burstq (blocksize=ftpItemSize(min=8),
                  repeats=ftpNOfItems(min=1),
                  period=ftpSessionInterarrival(lambda=0.000001564, min=1000),
                  buffer=65536, duration=1800);

    protocol = tcp (window=1048576);
    own = galaga.atm.ittc.ukans.edu:51122;
    peer = arl.atm.ittc.ukans.edu:51122;
  }
  test arl.atm.ittc.ukans.edu {
    type = sink (blocksize=65536, duration=1800);
    protocol = tcp (window=1048576);
    own = arl.atm.ittc.ukans.edu:51122;
    peer = galaga.atm.ittc.ukans.edu:51122;
  }
}
cluster {
  test galaga.atm.ittc.ukans.edu {
    type = burstq (blocksize=ftpItemSize(min=8),
                  repeats=ftpNOfItems(min=1),
                  period=ftpSessionInterarrival(lambda=0.000001754, min=1000),
                  buffer=65536, duration=1800);

    protocol = tcp (window=1048576);
    own = galaga.atm.ittc.ukans.edu:51123;
    peer = arl.atm.ittc.ukans.edu:51123;
  }
  test arl.atm.ittc.ukans.edu {
    type = sink (blocksize=65536, duration=1800);
    protocol = tcp (window=1048576);
    own = arl.atm.ittc.ukans.edu:51123;
    peer = galaga.atm.ittc.ukans.edu:51123;
  }
}
cluster {
  test galaga.atm.ittc.ukans.edu {
    type = burstq (blocksize=ftpItemSize(min=8),
                  repeats=ftpNOfItems(min=1),
                  period=ftpSessionInterarrival(lambda=0.000001185, min=1000),
                  buffer=65536, duration=1800);

    protocol = tcp (window=1048576);
    own = galaga.atm.ittc.ukans.edu:51124;
    peer = arl.atm.ittc.ukans.edu:51124;
  }
  test arl.atm.ittc.ukans.edu {
    type = sink (blocksize=65536, duration=1800);
    protocol = tcp (window=1048576);
    own = arl.atm.ittc.ukans.edu:51124;
    peer = galaga.atm.ittc.ukans.edu:51124;
  }
}
}
}

```

A.2 WWW script for Validation Experiment

```
serial {
cluster {
  test hopper.atm.ittc.ukans.edu {
    type = burstq (blocksize=WWWItemSize(min=8, max=104857600, shape=0.40),
                  period=WWWRequestInterarrival(lambda=0.000002759, min=1000),
                  buffer=65536, duration=1800);
    protocol = tcp (window=1048576);
    own = hopper.atm.ittc.ukans.edu:51201;
    peer = arl.atm.ittc.ukans.edu:51201;
  }
  test arl.atm.ittc.ukans.edu {
    type = sink (blocksize=65536, duration=1800);
    protocol = tcp (window=1048576);
    own = arl.atm.ittc.ukans.edu:51201;
    peer = hopper.atm.ittc.ukans.edu:51201;
  }
}
cluster {
  test hopper.atm.ittc.ukans.edu {
    type = burstq (blocksize=WWWItemSize(min=8, max=104857600, shape=0.40),
                  period=WWWRequestInterarrival(lambda=0.000002989, min=1000),
                  buffer=65536, duration=1800);
    protocol = tcp (window=1048576);
    own = hopper.atm.ittc.ukans.edu:51202;
    peer = arl.atm.ittc.ukans.edu:51202;
  }
  test arl.atm.ittc.ukans.edu {
    type = sink (blocksize=65536, duration=1800);
    protocol = tcp (window=1048576);
    own = arl.atm.ittc.ukans.edu:51202;
    peer = hopper.atm.ittc.ukans.edu:51202;
  }
}
cluster {
  test hopper.atm.ittc.ukans.edu {
    type = burstq (blocksize=WWWItemSize(min=8, max=104857600, shape=0.40),
                  period=WWWRequestInterarrival(lambda=0.000003219, min=1000),
                  buffer=65536, duration=1800);
    protocol = tcp (window=1048576);
    own = hopper.atm.ittc.ukans.edu:51203;
    peer = arl.atm.ittc.ukans.edu:51203;
  }
  test arl.atm.ittc.ukans.edu {
    type = sink (blocksize=65536, duration=1800);
    protocol = tcp (window=1048576);
    own = arl.atm.ittc.ukans.edu:51203;
    peer = hopper.atm.ittc.ukans.edu:51203;
  }
}
cluster {
  test hopper.atm.ittc.ukans.edu {
    type = burstq (blocksize=WWWItemSize(min=8, max=104857600, shape=0.40),
                  period=WWWRequestInterarrival(lambda=0.000003449, min=1000),
                  buffer=65536, duration=1800);
    protocol = tcp (window=1048576);
    own = hopper.atm.ittc.ukans.edu:51204;
    peer = arl.atm.ittc.ukans.edu:51204;
  }
  test arl.atm.ittc.ukans.edu {
    type = sink (blocksize=65536, duration=1800);
    protocol = tcp (window=1048576);
  }
}
```

```

    own = arl.atm.ittc.ukans.edu:51204;
    peer = hopper.atm.ittc.ukans.edu:51204;
}
}
cluster {
test hopper.atm.ittc.ukans.edu {
    type = burstq (blocksize=WWWItemSize(min=8, max=104857600, shape=0.40),
        period=WWWRequestInterarrival(lambda=0.000003679, min=1000),
        buffer=65536, duration=1800);
    protocol = tcp (window=1048576);
    own = hopper.atm.ittc.ukans.edu:51205;
    peer = arl.atm.ittc.ukans.edu:51205;
}
test arl.atm.ittc.ukans.edu {
    type = sink (blocksize=65536, duration=1800);
    protocol = tcp (window=1048576);
    own = arl.atm.ittc.ukans.edu:51205;
    peer = hopper.atm.ittc.ukans.edu:51205;
}
}
cluster {
test hopper.atm.ittc.ukans.edu {
    type = burstq (blocksize=WWWItemSize(min=8, max=104857600, shape=0.40),
        period=WWWRequestInterarrival(lambda=0.000004139, min=1000),
        buffer=65536, duration=1800);
    protocol = tcp (window=1048576);
    own = hopper.atm.ittc.ukans.edu:51206;
    peer = arl.atm.ittc.ukans.edu:51206;
}
test arl.atm.ittc.ukans.edu {
    type = sink (blocksize=65536, duration=1800);
    protocol = tcp (window=1048576);
    own = arl.atm.ittc.ukans.edu:51206;
    peer = hopper.atm.ittc.ukans.edu:51206;
}
}
cluster {
test hopper.atm.ittc.ukans.edu {
    type = burstq (blocksize=WWWItemSize(min=8, max=104857600, shape=0.40),
        period=WWWRequestInterarrival(lambda=0.000004599, min=1000),
        buffer=65536, duration=1800);
    protocol = tcp (window=1048576);
    own = hopper.atm.ittc.ukans.edu:51207;
    peer = arl.atm.ittc.ukans.edu:51207;
}
test arl.atm.ittc.ukans.edu {
    type = sink (blocksize=65536, duration=1800);
    protocol = tcp (window=1048576);
    own = arl.atm.ittc.ukans.edu:51207;
    peer = hopper.atm.ittc.ukans.edu:51207;
}
}
cluster {
test hopper.atm.ittc.ukans.edu {
    type = burstq (blocksize=WWWItemSize(min=8, max=104857600, shape=0.40),
        period=WWWRequestInterarrival(lambda=0.000007588, min=1000),
        buffer=65536, duration=1800);
    protocol = tcp (window=1048576);
    own = hopper.atm.ittc.ukans.edu:51208;
    peer = arl.atm.ittc.ukans.edu:51208;
}
test arl.atm.ittc.ukans.edu {
    type = sink (blocksize=65536, duration=1800);
    protocol = tcp (window=1048576);
    own = arl.atm.ittc.ukans.edu:51208;
}
}

```



```

    peer = hopper.atm.ittc.ukans.edu:51208;
}
}
cluster {
test hopper.atm.ittc.ukans.edu {
    type = burstq (blocksize=WWWItemSize(min=8, max=104857600, shape=0.40),
        period=WWWRequestInterarrival(lambda=0.000010578, min=1000),
        buffer=65536, duration=1800);
    protocol = tcp (window=1048576);
    own = hopper.atm.ittc.ukans.edu:51209;
    peer = arl.atm.ittc.ukans.edu:51209;
}
test arl.atm.ittc.ukans.edu {
    type = sink (blocksize=65536, duration=1800);
    protocol = tcp (window=1048576);
    own = arl.atm.ittc.ukans.edu:51209;
    peer = hopper.atm.ittc.ukans.edu:51209;
}
}
cluster {
test hopper.atm.ittc.ukans.edu {
    type = burstq (blocksize=WWWItemSize(min=8, max=104857600, shape=0.40),
        period=WWWRequestInterarrival(lambda=0.000011498, min=1000),
        buffer=65536, duration=1800);
    protocol = tcp (window=1048576);
    own = hopper.atm.ittc.ukans.edu:51210;
    peer = arl.atm.ittc.ukans.edu:51210;
}
test arl.atm.ittc.ukans.edu {
    type = sink (blocksize=65536, duration=1800);
    protocol = tcp (window=1048576);
    own = arl.atm.ittc.ukans.edu:51210;
    peer = hopper.atm.ittc.ukans.edu:51210;
}
}
cluster {
test hopper.atm.ittc.ukans.edu {
    type = burstq (blocksize=WWWItemSize(min=8, max=104857600, shape=0.40),
        period=WWWRequestInterarrival(lambda=0.000011957, min=1000),
        buffer=65536, duration=1800);
    protocol = tcp (window=1048576);
    own = hopper.atm.ittc.ukans.edu:51211;
    peer = arl.atm.ittc.ukans.edu:51211;
}
test arl.atm.ittc.ukans.edu {
    type = sink (blocksize=65536, duration=1800);
    protocol = tcp (window=1048576);
    own = arl.atm.ittc.ukans.edu:51211;
    peer = hopper.atm.ittc.ukans.edu:51211;
}
}
cluster {
test hopper.atm.ittc.ukans.edu {
    type = burstq (blocksize=WWWItemSize(min=8, max=104857600, shape=0.40),
        period=WWWRequestInterarrival(lambda=0.000011498, min=1000),
        buffer=65536, duration=1800);
    protocol = tcp (window=1048576);
    own = hopper.atm.ittc.ukans.edu:51212;
    peer = arl.atm.ittc.ukans.edu:51212;
}
test arl.atm.ittc.ukans.edu {
    type = sink (blocksize=65536, duration=1800);
    protocol = tcp (window=1048576);
    own = arl.atm.ittc.ukans.edu:51212;
    peer = hopper.atm.ittc.ukans.edu:51212;
}
}

```

```

}
}
cluster {
  test hopper.atm.ittc.ukans.edu {
    type = burstq (blocksize=WWWItemSize(min=8, max=104857600, shape=0.40),
                  period=WWWRequestInterarrival(lambda=0.000012187, min=1000),
                  buffer=65536, duration=1800);
    protocol = tcp (window=1048576);
    own = hopper.atm.ittc.ukans.edu:51213;
    peer = arl.atm.ittc.ukans.edu:51213;
  }
  test arl.atm.ittc.ukans.edu {
    type = sink (blocksize=65536, duration=1800);
    protocol = tcp (window=1048576);
    own = arl.atm.ittc.ukans.edu:51213;
    peer = hopper.atm.ittc.ukans.edu:51213;
  }
}
cluster {
  test hopper.atm.ittc.ukans.edu {
    type = burstq (blocksize=WWWItemSize(min=8, max=104857600, shape=0.40),
                  period=WWWRequestInterarrival(lambda=0.000012647, min=1000),
                  buffer=65536, duration=1800);
    protocol = tcp (window=1048576);
    own = hopper.atm.ittc.ukans.edu:51214;
    peer = arl.atm.ittc.ukans.edu:51214;
  }
  test arl.atm.ittc.ukans.edu {
    type = sink (blocksize=65536, duration=1800);
    protocol = tcp (window=1048576);
    own = arl.atm.ittc.ukans.edu:51214;
    peer = hopper.atm.ittc.ukans.edu:51214;
  }
}
cluster {
  test hopper.atm.ittc.ukans.edu {
    type = burstq (blocksize=WWWItemSize(min=8, max=104857600, shape=0.40),
                  period=WWWRequestInterarrival(lambda=0.000012877, min=1000),
                  buffer=65536, duration=1800);
    protocol = tcp (window=1048576);
    own = hopper.atm.ittc.ukans.edu:51215;
    peer = arl.atm.ittc.ukans.edu:51215;
  }
  test arl.atm.ittc.ukans.edu {
    type = sink (blocksize=65536, duration=1800);
    protocol = tcp (window=1048576);
    own = arl.atm.ittc.ukans.edu:51215;
    peer = hopper.atm.ittc.ukans.edu:51215;
  }
}
cluster {
  test hopper.atm.ittc.ukans.edu {
    type = burstq (blocksize=WWWItemSize(min=8, max=104857600, shape=0.40),
                  period=WWWRequestInterarrival(lambda=0.000013797, min=1000),
                  buffer=65536, duration=1800);
    protocol = tcp (window=1048576);
    own = hopper.atm.ittc.ukans.edu:51216;
    peer = arl.atm.ittc.ukans.edu:51216;
  }
  test arl.atm.ittc.ukans.edu {
    type = sink (blocksize=65536, duration=1800);
    protocol = tcp (window=1048576);
    own = arl.atm.ittc.ukans.edu:51216;
    peer = hopper.atm.ittc.ukans.edu:51216;
  }
}

```

```

}
cluster {
  test hopper.atm.ittc.ukans.edu {
    type = burstq (blocksize=WWWItemSize(min=8, max=104857600, shape=0.40),
                  period=WWWRequestInterarrival(lambda=0.000011383, min=1000),
                  buffer=65536, duration=1800);
    protocol = tcp (window=1048576);
    own = hopper.atm.ittc.ukans.edu:51217;
    peer = arl.atm.ittc.ukans.edu:51217;
  }
  test arl.atm.ittc.ukans.edu {
    type = sink (blocksize=65536, duration=1800);
    protocol = tcp (window=1048576);
    own = arl.atm.ittc.ukans.edu:51217;
    peer = hopper.atm.ittc.ukans.edu:51217;
  }
}
cluster {
  test hopper.atm.ittc.ukans.edu {
    type = burstq (blocksize=WWWItemSize(min=8, max=104857600, shape=0.40),
                  period=WWWRequestInterarrival(lambda=0.000009198, min=1000),
                  buffer=65536, duration=1800);
    protocol = tcp (window=1048576);
    own = hopper.atm.ittc.ukans.edu:51218;
    peer = arl.atm.ittc.ukans.edu:51218;
  }
  test arl.atm.ittc.ukans.edu {
    type = sink (blocksize=65536, duration=1800);
    protocol = tcp (window=1048576);
    own = arl.atm.ittc.ukans.edu:51218;
    peer = hopper.atm.ittc.ukans.edu:51218;
  }
}
cluster {
  test hopper.atm.ittc.ukans.edu {
    type = burstq (blocksize=WWWItemSize(min=8, max=104857600, shape=0.40),
                  period=WWWRequestInterarrival(lambda=0.000007588, min=1000),
                  buffer=65536, duration=1800);
    protocol = tcp (window=1048576);
    own = hopper.atm.ittc.ukans.edu:51219;
    peer = arl.atm.ittc.ukans.edu:51219;
  }
  test arl.atm.ittc.ukans.edu {
    type = sink (blocksize=65536, duration=1800);
    protocol = tcp (window=1048576);
    own = arl.atm.ittc.ukans.edu:51219;
    peer = hopper.atm.ittc.ukans.edu:51219;
  }
}
cluster {
  test hopper.atm.ittc.ukans.edu {
    type = burstq (blocksize=WWWItemSize(min=8, max=104857600, shape=0.40),
                  period=WWWRequestInterarrival(lambda=0.000006209, min=1000),
                  buffer=65536, duration=1800);
    protocol = tcp (window=1048576);
    own = hopper.atm.ittc.ukans.edu:51220;
    peer = arl.atm.ittc.ukans.edu:51220;
  }
  test arl.atm.ittc.ukans.edu {
    type = sink (blocksize=65536, duration=1800);
    protocol = tcp (window=1048576);
    own = arl.atm.ittc.ukans.edu:51220;
    peer = hopper.atm.ittc.ukans.edu:51220;
  }
}
}

```

```

cluster {
  test hopper.atm.ittc.ukans.edu {
    type = burstq (blocksize=WWWItemSize(min=8, max=104857600, shape=0.40),
                  period=WWWRequestInterarrival(lambda=0.000005404, min=1000),
                  buffer=65536, duration=1800);
    protocol = tcp (window=1048576);
    own = hopper.atm.ittc.ukans.edu:51221;
    peer = arl.atm.ittc.ukans.edu:51221;
  }
  test arl.atm.ittc.ukans.edu {
    type = sink (blocksize=65536, duration=1800);
    protocol = tcp (window=1048576);
    own = arl.atm.ittc.ukans.edu:51221;
    peer = hopper.atm.ittc.ukans.edu:51221;
  }
}
cluster {
  test hopper.atm.ittc.ukans.edu {
    type = burstq (blocksize=WWWItemSize(min=8, max=104857600, shape=0.40),
                  period=WWWRequestInterarrival(lambda=0.000005174, min=1000),
                  buffer=65536, duration=1800);
    protocol = tcp (window=1048576);
    own = hopper.atm.ittc.ukans.edu:51222;
    peer = arl.atm.ittc.ukans.edu:51222;
  }
  test arl.atm.ittc.ukans.edu {
    type = sink (blocksize=65536, duration=1800);
    protocol = tcp (window=1048576);
    own = arl.atm.ittc.ukans.edu:51222;
    peer = hopper.atm.ittc.ukans.edu:51222;
  }
}
cluster {
  test hopper.atm.ittc.ukans.edu {
    type = burstq (blocksize=WWWItemSize(min=8, max=104857600, shape=0.40),
                  period=WWWRequestInterarrival(lambda=0.000003679, min=1000),
                  buffer=65536, duration=1800);
    protocol = tcp (window=1048576);
    own = hopper.atm.ittc.ukans.edu:51223;
    peer = arl.atm.ittc.ukans.edu:51223;
  }
  test arl.atm.ittc.ukans.edu {
    type = sink (blocksize=65536, duration=1800);
    protocol = tcp (window=1048576);
    own = arl.atm.ittc.ukans.edu:51223;
    peer = hopper.atm.ittc.ukans.edu:51223;
  }
}
cluster {
  test hopper.atm.ittc.ukans.edu {
    type = burstq (blocksize=WWWItemSize(min=8, max=104857600, shape=0.40),
                  period=WWWRequestInterarrival(lambda=0.000002759, min=1000),
                  buffer=65536, duration=1800);
    protocol = tcp (window=1048576);
    own = hopper.atm.ittc.ukans.edu:51224;
    peer = arl.atm.ittc.ukans.edu:51224;
  }
  test arl.atm.ittc.ukans.edu {
    type = sink (blocksize=65536, duration=1800);
    protocol = tcp (window=1048576);
    own = arl.atm.ittc.ukans.edu:51224;
    peer = hopper.atm.ittc.ukans.edu:51224;
  }
}
}
}

```

A.3 MPEG script for Validation Experiment

```
parallel{
cluster {
  test hopper.atm.ittc.ukans.edu {
    type = burstq (blocksize=videoMPEGFrameSize(min=8),
                  period=33000, buffer=65536, duration=1800);
    protocol = tcp (window=1048576);
    own = hopper.atm.ittc.ukans.edu:51301;
    peer = arl.atm.ittc.ukans.edu:51301;
  }
  test arl.atm.ittc.ukans.edu {
    type = sink (blocksize=65536, duration=1800);
    protocol = tcp (window=1048576);
    own = arl.atm.ittc.ukans.edu:51301;
    peer = hopper.atm.ittc.ukans.edu:51301;
  }
}
cluster {
  test hopper.atm.ittc.ukans.edu {
    type = burstq (blocksize=videoMPEGFrameSize(min=8),
                  period=33000, buffer=65536, duration=1800);
    protocol = tcp (window=1048576);
    own = hopper.atm.ittc.ukans.edu:51302;
    peer = arl.atm.ittc.ukans.edu:51302;
  }
  test arl.atm.ittc.ukans.edu {
    type = sink (blocksize=65536, duration=1800);
    protocol = tcp (window=1048576);
    own = arl.atm.ittc.ukans.edu:51302;
    peer = hopper.atm.ittc.ukans.edu:51302;
  }
}
cluster {
  test hopper.atm.ittc.ukans.edu {
    type = burstq (blocksize=videoMPEGFrameSize(min=8),
                  period=33000, buffer=65536, duration=1800);
    protocol = tcp (window=1048576);
    own = hopper.atm.ittc.ukans.edu:51303;
    peer = arl.atm.ittc.ukans.edu:51303;
  }
  test arl.atm.ittc.ukans.edu {
    type = sink (blocksize=65536, duration=1800);
    protocol = tcp (window=1048576);
    own = arl.atm.ittc.ukans.edu:51303;
    peer = hopper.atm.ittc.ukans.edu:51303;
  }
}
cluster {
  test hopper.atm.ittc.ukans.edu {
    type = burstq (blocksize=videoMPEGFrameSize(min=8),
                  period=33000, buffer=65536, duration=1800);
    protocol = tcp (window=1048576);
    own = hopper.atm.ittc.ukans.edu:51304;
    peer = arl.atm.ittc.ukans.edu:51304;
  }
  test arl.atm.ittc.ukans.edu {
    type = sink (blocksize=65536, duration=1800);
    protocol = tcp (window=1048576);
    own = arl.atm.ittc.ukans.edu:51304;
    peer = hopper.atm.ittc.ukans.edu:51304;
  }
}
}
```

```

cluster {
  test hopper.atm.ittc.ukans.edu {
    type = burstq (blocksize=videoMPEGFrameSize(min=8),
                  period=33000, buffer=65536, duration=1800);
    protocol = tcp (window=1048576);
    own = hopper.atm.ittc.ukans.edu:51305;
    peer = arl.atm.ittc.ukans.edu:51305;
  }
  test arl.atm.ittc.ukans.edu {
    type = sink (blocksize=65536, duration=1800);
    protocol = tcp (window=1048576);
    own = arl.atm.ittc.ukans.edu:51305;
    peer = hopper.atm.ittc.ukans.edu:51305;
  }
}
cluster {
  test hopper.atm.ittc.ukans.edu {
    type = burstq (blocksize=videoMPEGFrameSize(min=8),
                  period=33000, buffer=65536, duration=1800);
    protocol = tcp (window=1048576);
    own = hopper.atm.ittc.ukans.edu:51306;
    peer = arl.atm.ittc.ukans.edu:51306;
  }
  test arl.atm.ittc.ukans.edu {
    type = sink (blocksize=65536, duration=1800);
    protocol = tcp (window=1048576);
    own = arl.atm.ittc.ukans.edu:51306;
    peer = hopper.atm.ittc.ukans.edu:51306;
  }
}
cluster {
  test hopper.atm.ittc.ukans.edu {
    type = burstq (blocksize=videoMPEGFrameSize(min=8),
                  period=33000, buffer=65536, duration=1800);
    protocol = tcp (window=1048576);
    own = hopper.atm.ittc.ukans.edu:51307;
    peer = arl.atm.ittc.ukans.edu:51307;
  }
  test arl.atm.ittc.ukans.edu {
    type = sink (blocksize=65536, duration=1800);
    protocol = tcp (window=1048576);
    own = arl.atm.ittc.ukans.edu:51307;
    peer = hopper.atm.ittc.ukans.edu:51307;
  }
}
cluster {
  test hopper.atm.ittc.ukans.edu {
    type = burstq (blocksize=videoMPEGFrameSize(min=8),
                  period=33000, buffer=65536, duration=1800);
    protocol = tcp (window=1048576);
    own = hopper.atm.ittc.ukans.edu:51308;
    peer = arl.atm.ittc.ukans.edu:51308;
  }
  test arl.atm.ittc.ukans.edu {
    type = sink (blocksize=65536, duration=1800);
    protocol = tcp (window=1048576);
    own = arl.atm.ittc.ukans.edu:51308;
    peer = hopper.atm.ittc.ukans.edu:51308;
  }
}
cluster {
  test hopper.atm.ittc.ukans.edu {
    type = burstq (blocksize=videoMPEGFrameSize(min=8),
                  period=33000, buffer=65536, duration=1800);
    protocol = tcp (window=1048576);
  }
}

```

```

    own = hopper.atm.ittc.ukans.edu:51309;
    peer = arl.atm.ittc.ukans.edu:51309;
}
test arl.atm.ittc.ukans.edu {
    type = sink (blocksize=65536, duration=1800);
    protocol = tcp (window=1048576);
    own = arl.atm.ittc.ukans.edu:51309;
    peer = hopper.atm.ittc.ukans.edu:51309;
}
}
cluster {
    test hopper.atm.ittc.ukans.edu {
        type = burstq (blocksize=videoMPEGFrameSize(min=8),
            period=33000, buffer=65536, duration=1800);
        protocol = tcp (window=1048576);
        own = hopper.atm.ittc.ukans.edu:51310;
        peer = arl.atm.ittc.ukans.edu:51310;
    }
    test arl.atm.ittc.ukans.edu {
        type = sink (blocksize=65536, duration=1800);
        protocol = tcp (window=1048576);
        own = arl.atm.ittc.ukans.edu:51310;
        peer = hopper.atm.ittc.ukans.edu:51310;
    }
}
cluster {
    test hopper.atm.ittc.ukans.edu {
        type = burstq (blocksize=videoMPEGFrameSize(min=8),
            period=33000, buffer=65536, duration=1800);
        protocol = tcp (window=1048576);
        own = hopper.atm.ittc.ukans.edu:51311;
        peer = arl.atm.ittc.ukans.edu:51311;
    }
    test arl.atm.ittc.ukans.edu {
        type = sink (blocksize=65536, duration=1800);
        protocol = tcp (window=1048576);
        own = arl.atm.ittc.ukans.edu:51311;
        peer = hopper.atm.ittc.ukans.edu:51311;
    }
}
cluster {
    test hopper.atm.ittc.ukans.edu {
        type = burstq (blocksize=videoMPEGFrameSize(min=8),
            period=33000, buffer=65536, duration=1800);
        protocol = tcp (window=1048576);
        own = hopper.atm.ittc.ukans.edu:51312;
        peer = arl.atm.ittc.ukans.edu:51312;
    }
    test arl.atm.ittc.ukans.edu {
        type = sink (blocksize=65536, duration=1800);
        protocol = tcp (window=1048576);
        own = arl.atm.ittc.ukans.edu:51312;
        peer = hopper.atm.ittc.ukans.edu:51312;
    }
}
}
}

```

A.4 VideoConference script for Validation Experiment

```
parallel {
cluster {
  test hopper.atm.ittc.ukans.edu {
    type = burstq (blocksize=videoTeleConferenceFrameSize(min=8),
                  period=66000, buffer=65536, duration=1800);
    protocol = tcp (window=1048576);
    own = hopper.atm.ittc.ukans.edu:51401;
    peer = arl.atm.ittc.ukans.edu:51401;
  }
  test arl.atm.ittc.ukans.edu {
    type = sink (blocksize=65536, duration=1800);
    protocol = tcp (window=1048576);
    own = arl.atm.ittc.ukans.edu:51401;
    peer = hopper.atm.ittc.ukans.edu:51401;
  }
}
cluster {
  test hopper.atm.ittc.ukans.edu {
    type = burstq (blocksize=videoTeleConferenceFrameSize(min=8),
                  period=66000, buffer=65536, duration=1800);
    protocol = tcp (window=1048576);
    own = hopper.atm.ittc.ukans.edu:51402;
    peer = arl.atm.ittc.ukans.edu:51402;
  }
  test arl.atm.ittc.ukans.edu {
    type = sink (blocksize=65536, duration=1800);
    protocol = tcp (window=1048576);
    own = arl.atm.ittc.ukans.edu:51402;
    peer = hopper.atm.ittc.ukans.edu:51402;
  }
}
cluster {
  test hopper.atm.ittc.ukans.edu {
    type = burstq (blocksize=videoTeleConferenceFrameSize(min=8),
                  period=66000, buffer=65536, duration=1800);
    protocol = tcp (window=1048576);
    own = hopper.atm.ittc.ukans.edu:51403;
    peer = arl.atm.ittc.ukans.edu:51403;
  }
  test arl.atm.ittc.ukans.edu {
    type = sink (blocksize=65536, duration=1800);
    protocol = tcp (window=1048576);
    own = arl.atm.ittc.ukans.edu:51403;
    peer = hopper.atm.ittc.ukans.edu:51403;
  }
}
cluster {
  test hopper.atm.ittc.ukans.edu {
    type = burstq (blocksize=videoTeleConferenceFrameSize(min=8),
                  period=66000, buffer=65536, duration=1800);
    protocol = tcp (window=1048576);
    own = hopper.atm.ittc.ukans.edu:51404;
    peer = arl.atm.ittc.ukans.edu:51404;
  }
  test arl.atm.ittc.ukans.edu {
    type = sink (blocksize=65536, duration=1800);
    protocol = tcp (window=1048576);
  }
}
```



```

    own = arl.atm.ittc.ukans.edu:51404;
    peer = hopper.atm.ittc.ukans.edu:51404;
}
}
cluster {
  test hopper.atm.ittc.ukans.edu {
    type = burstq (blocksize=videoTeleConferenceFrameSize(min=8),
                  period=66000, buffer=65536, duration=1800);
    protocol = tcp (window=1048576);
    own = hopper.atm.ittc.ukans.edu:51405;
    peer = arl.atm.ittc.ukans.edu:51405;
  }
  test arl.atm.ittc.ukans.edu {
    type = sink (blocksize=65536, duration=1800);
    protocol = tcp (window=1048576);
    own = arl.atm.ittc.ukans.edu:51405;
    peer = hopper.atm.ittc.ukans.edu:51405;
  }
}
cluster {
  test hopper.atm.ittc.ukans.edu {
    type = burstq (blocksize=videoTeleConferenceFrameSize(min=8),
                  period=66000, buffer=65536, duration=1800);
    protocol = tcp (window=1048576);
    own = hopper.atm.ittc.ukans.edu:51406;
    peer = arl.atm.ittc.ukans.edu:51406;
  }
  test arl.atm.ittc.ukans.edu {
    type = sink (blocksize=65536, duration=1800);
    protocol = tcp (window=1048576);
    own = arl.atm.ittc.ukans.edu:51406;
    peer = hopper.atm.ittc.ukans.edu:51406;
  }
}
cluster {
  test hopper.atm.ittc.ukans.edu {
    type = burstq (blocksize=videoTeleConferenceFrameSize(min=8),
                  period=66000, buffer=65536, duration=1800);
    protocol = tcp (window=1048576);
    own = hopper.atm.ittc.ukans.edu:51407;
    peer = arl.atm.ittc.ukans.edu:51407;
  }
  test arl.atm.ittc.ukans.edu {
    type = sink (blocksize=65536, duration=1800);
    protocol = tcp (window=1048576);
    own = arl.atm.ittc.ukans.edu:51407;
    peer = hopper.atm.ittc.ukans.edu:51407;
  }
}
}
}

```

Appendix B

NetSpec Scripts for WAN Experiments

B.1 TCP Target Flows scripts

```
cluster {
  test nccosc.atm.tisl.ukans.edu {
    type = burstq (blocksize=9140, stamps=10000,
                  period=14000, qlimit=5000, duration=120);
    protocol = tcp (window=1310720);
    own = nccosc.atm.tisl.ukans.edu:51701;
    peer = elmer.atm.tisl.ukans.edu:51701;
  }
  test elmer.atm.tisl.ukans.edu {
    type = sink (blocksize=9140, stamps=40000,
                duration=120);
    protocol = tcp (window=1310720);
    own = elmer.atm.tisl.ukans.edu:51701;
    peer = nccosc.atm.tisl.ukans.edu:51701;
  }
}
cluster {
  test nccosc.atm.tisl.ukans.edu {
    type = burstq (blocksize=18280, stamps=10000,
                  period=14000, qlimit=5000, duration=120);
    protocol = tcp (window=1310720);
    own = nccosc.atm.tisl.ukans.edu:51702;
    peer = elmer.atm.tisl.ukans.edu:51702;
  }
  test elmer.atm.tisl.ukans.edu {
    type = sink (blocksize=18280, stamps=50000,
                duration=120);
    protocol = tcp (window=1310720);
    own = elmer.atm.tisl.ukans.edu:51702;
    peer = nccosc.atm.tisl.ukans.edu:51702;
  }
}
```

```

}
}
cluster {
  test nccosc.atm.tisl.ukans.edu {
    type = burstq (blocksize=27420, stamps=10000,
                  period=14000, qlimit=5000, duration=120);
    protocol = tcp (window=1310720);
    own = nccosc.atm.tisl.ukans.edu:51703;
    peer = elmer.atm.tisl.ukans.edu:51703;
  }
  test elmer.atm.tisl.ukans.edu {
    type = sink (blocksize=27420, stamps=60000,
                duration=120);
    protocol = tcp (window=1310720);
    own = elmer.atm.tisl.ukans.edu:51703;
    peer = nccosc.atm.tisl.ukans.edu:51703;
  }
}
}
cluster {
  test nccosc.atm.tisl.ukans.edu {
    type = burstq (blocksize=36560, stamps=10000,
                  period=14000, qlimit=5000, duration=120);
    protocol = tcp (window=1310720);
    own = nccosc.atm.tisl.ukans.edu:51704;
    peer = elmer.atm.tisl.ukans.edu:51704;
  }
  test elmer.atm.tisl.ukans.edu {
    type = sink (blocksize=36560, stamps=70000,
                duration=120);
    protocol = tcp (window=1310720);
    own = elmer.atm.tisl.ukans.edu:51704;
    peer = nccosc.atm.tisl.ukans.edu:51704;
  }
}
}
cluster {
  test nccosc.atm.tisl.ukans.edu {
    type = burstq (blocksize=45700, stamps=10000,
                  period=14000, qlimit=5000, duration=120);
    protocol = tcp (window=1310720);
    own = nccosc.atm.tisl.ukans.edu:51705;
    peer = elmer.atm.tisl.ukans.edu:51705;
  }
  test elmer.atm.tisl.ukans.edu {
    type = sink (blocksize=45700, stamps=80000,
                duration=120);
    protocol = tcp (window=1310720);
    own = elmer.atm.tisl.ukans.edu:51705;
    peer = nccosc.atm.tisl.ukans.edu:51705;
  }
}
}
cluster {
  test nccosc.atm.tisl.ukans.edu {
    type = burstq (blocksize=54840, stamps=10000,
                  period=14000, qlimit=5000, duration=120);
    protocol = tcp (window=1310720);
    own = nccosc.atm.tisl.ukans.edu:51706;
    peer = elmer.atm.tisl.ukans.edu:51706;
  }
  test elmer.atm.tisl.ukans.edu {
    type = sink (blocksize=54840, stamps=90000,
                duration=120);
    protocol = tcp (window=1310720);
    own = elmer.atm.tisl.ukans.edu:51706;
    peer = nccosc.atm.tisl.ukans.edu:51706;
  }
}
}

```

}

B.2 UDP Target Flows scripts

```
cluster {
  test nccosc.atm.tisl.ukans.edu {
    type = burst (blocksize=9140, stamps=9000,
                 period=14000, duration=120);
    protocol = udp (xmtbuf=65536);
    own = nccosc.atm.tisl.ukans.edu:51701;
    peer = elmer.atm.tisl.ukans.edu:51701;
  }
  test elmer.atm.tisl.ukans.edu {
    type = sink (blocksize=9140, stamps=9000,
                durationCorrection=60000, lingerCycles=2000,
                duration=120);
    protocol = udp (rcvbuf=65536);
    own = elmer.atm.tisl.ukans.edu:51701;
    peer = nccosc.atm.tisl.ukans.edu:51701;
  }
}
cluster {
  test nccosc.atm.tisl.ukans.edu {
    type = burst (blocksize=18280, stamps=9000,
                 period=14000, duration=120);
    protocol = udp (xmtbuf=65536);
    own = nccosc.atm.tisl.ukans.edu:51702;
    peer = elmer.atm.tisl.ukans.edu:51702;
  }
  test elmer.atm.tisl.ukans.edu {
    type = sink (blocksize=18280, stamps=9000,
                durationCorrection=60000, lingerCycles=2000,
                duration=120);
    protocol = udp (rcvbuf=65536);
    own = elmer.atm.tisl.ukans.edu:51702;
    peer = nccosc.atm.tisl.ukans.edu:51702;
  }
}
cluster {
  test nccosc.atm.tisl.ukans.edu {
    type = burst (blocksize=27420, stamps=9000,
                 period=14000, duration=120);
    protocol = udp (xmtbuf=65536);
    own = nccosc.atm.tisl.ukans.edu:51703;
    peer = elmer.atm.tisl.ukans.edu:51703;
  }
  test elmer.atm.tisl.ukans.edu {
    type = sink (blocksize=27420, stamps=9000,
                durationCorrection=60000, lingerCycles=2000,
                duration=120);
    protocol = udp (rcvbuf=65536);
    own = elmer.atm.tisl.ukans.edu:51703;
    peer = nccosc.atm.tisl.ukans.edu:51703;
  }
}
cluster {
  test nccosc.atm.tisl.ukans.edu {
    type = burst (blocksize=36560, stamps=9000,
                 period=14000, duration=120);
    protocol = udp (xmtbuf=65536);
    own = nccosc.atm.tisl.ukans.edu:51704;
    peer = elmer.atm.tisl.ukans.edu:51704;
  }
  test elmer.atm.tisl.ukans.edu {
    type = sink (blocksize=36560, stamps=9000,
```

```

        durationCorrection=60000, lingerCycles=2000,
        duration=120);
    protocol = udp (rcvbuf=65536);
    own = elmer.atm.tisl.ukans.edu:51704;
    peer = nccosc.atm.tisl.ukans.edu:51704;
}
}
cluster {
    test nccosc.atm.tisl.ukans.edu {
        type = burst (blocksize=45700, stamps=9000,
            period=14000, duration=120);
        protocol = udp (xmtbuf=65536);
        own = nccosc.atm.tisl.ukans.edu:51705;
        peer = elmer.atm.tisl.ukans.edu:51705;
    }
    test elmer.atm.tisl.ukans.edu {
        type = sink (blocksize=45700, stamps=9000,
            durationCorrection=60000, lingerCycles=2000,
            duration=120);
        protocol = udp (rcvbuf=65536);
        own = elmer.atm.tisl.ukans.edu:51705;
        peer = nccosc.atm.tisl.ukans.edu:51705;
    }
}
cluster {
    test nccosc.atm.tisl.ukans.edu {
        type = burst (blocksize=54840, stamps=9000,
            period=14000, duration=120);
        protocol = udp (xmtbuf=65536);
        own = nccosc.atm.tisl.ukans.edu:51706;
        peer = elmer.atm.tisl.ukans.edu:51706;
    }
    test elmer.atm.tisl.ukans.edu {
        type = sink (blocksize=54840, stamps=9000,
            durationCorrection=60000, lingerCycles=2000,
            duration=120);
        protocol = udp (rcvbuf=65536);
        own = elmer.atm.tisl.ukans.edu:51706;
        peer = nccosc.atm.tisl.ukans.edu:51706;
    }
}
}

```

B.3 25Mbps Background Traffic script

```
parallel {
cluster {
  test arl.atm.tisl.ukans.edu {
    type = burstq (blocksize=WWWItemSize(min=8, max=104857600, shape=0.40),
                  period=WWWRequestInterarrival(lambda=0.000011916, min=1000),
                  buffer=65536, duration=1800);
    protocol = tcp (window=1048576);
    own = arl.atm.tisl.ukans.edu:51201;
    peer = hopper.atm.tisl.ukans.edu:51201;
  }
  test hopper.atm.tisl.ukans.edu {
    type = sink (blocksize=65536, duration=1800);
    protocol = tcp (window=1048576, rcvlowat=8);
    own = hopper.atm.tisl.ukans.edu:51201;
    peer = arl.atm.tisl.ukans.edu:51201;
  }
}
cluster {
  test nrl.atm.tisl.ukans.edu {
    type = burstq (blocksize=ftpItemSize(min=8),
                  repeats=ftpNofItems(min=1),
                  period=ftpSessionInterarrival(lambda=0.000001873, min=1000),
                  buffer=65536, duration=1800);
    protocol = tcp (window=1048576);
    own = nrl.atm.tisl.ukans.edu:51101;
    peer = galaga.atm.tisl.ukans.edu:51101;
  }
  test galaga.atm.tisl.ukans.edu {
    type = sink (blocksize=65536, duration=1800);
    protocol = tcp (window=1048576, rcvlowat=8);
    own = galaga.atm.tisl.ukans.edu:51101;
    peer = nrl.atm.tisl.ukans.edu:51101;
  }
}
cluster {
  test arl.atm.tisl.ukans.edu {
    type = burstq (blocksize=videoTeleConferenceFrameSize(min=8),
                  period=66000, buffer=65536, duration=1800);
    protocol = tcp (window=1048576);
    own = arl.atm.tisl.ukans.edu:51401;
    peer = hopper.atm.tisl.ukans.edu:51401;
  }
  test hopper.atm.tisl.ukans.edu {
    type = sink (blocksize=65536, duration=1800);
    protocol = tcp (window=1048576, rcvlowat=8);
    own = hopper.atm.tisl.ukans.edu:51401;
    peer = arl.atm.tisl.ukans.edu:51401;
  }
}
cluster {
  test arl.atm.tisl.ukans.edu {
    type = burstq (blocksize=videoTeleConferenceFrameSize(min=8),
                  period=66000, buffer=65536, duration=1800);
    protocol = tcp (window=1048576);
    own = arl.atm.tisl.ukans.edu:51402;
    peer = hopper.atm.tisl.ukans.edu:51402;
  }
  test hopper.atm.tisl.ukans.edu {
    type = sink (blocksize=65536, duration=1800);
    protocol = tcp (window=1048576, rcvlowat=8);
    own = hopper.atm.tisl.ukans.edu:51402;
  }
}
```

```

    peer = arl.atm.tisl.ukans.edu:51402;
}
}
cluster {
  test arl.atm.tisl.ukans.edu {
    type = burstq (blocksize=videoTeleConferenceFrameSize(min=8),
                  period=66000, buffer=65536, duration=1800);
    protocol = tcp (window=1048576);
    own = arl.atm.tisl.ukans.edu:51403;
    peer = hopper.atm.tisl.ukans.edu:51403;
  }
  test hopper.atm.tisl.ukans.edu {
    type = sink (blocksize=65536, duration=1800);
    protocol = tcp (window=1048576, rcvlowat=8);
    own = hopper.atm.tisl.ukans.edu:51403;
    peer = arl.atm.tisl.ukans.edu:51403;
  }
}
}
cluster {
  test arl.atm.tisl.ukans.edu {
    type = burstq (blocksize=videoTeleConferenceFrameSize(min=8),
                  period=66000, buffer=65536, duration=1800);
    protocol = tcp (window=1048576);
    own = arl.atm.tisl.ukans.edu:51404;
    peer = hopper.atm.tisl.ukans.edu:51404;
  }
  test hopper.atm.tisl.ukans.edu {
    type = sink (blocksize=65536, duration=1800);
    protocol = tcp (window=1048576, rcvlowat=8);
    own = hopper.atm.tisl.ukans.edu:51404;
    peer = arl.atm.tisl.ukans.edu:51404;
  }
}
}
cluster {
  test arl.atm.tisl.ukans.edu {
    type = burstq (blocksize=videoTeleConferenceFrameSize(min=8),
                  period=66000, buffer=65536, duration=1800);
    protocol = tcp (window=1048576);
    own = arl.atm.tisl.ukans.edu:51405;
    peer = hopper.atm.tisl.ukans.edu:51405;
  }
  test hopper.atm.tisl.ukans.edu {
    type = sink (blocksize=65536, duration=1800);
    protocol = tcp (window=1048576, rcvlowat=8);
    own = hopper.atm.tisl.ukans.edu:51405;
    peer = arl.atm.tisl.ukans.edu:51405;
  }
}
}
cluster {
  test arl.atm.tisl.ukans.edu {
    type = burstq (blocksize=videoTeleConferenceFrameSize(min=8),
                  period=66000, buffer=65536, duration=1800);
    protocol = tcp (window=1048576);
    own = arl.atm.tisl.ukans.edu:51406;
    peer = hopper.atm.tisl.ukans.edu:51406;
  }
  test hopper.atm.tisl.ukans.edu {
    type = sink (blocksize=65536, duration=1800);
    protocol = tcp (window=1048576, rcvlowat=8);
    own = hopper.atm.tisl.ukans.edu:51406;
    peer = arl.atm.tisl.ukans.edu:51406;
  }
}
}
cluster {
  test arl.atm.tisl.ukans.edu {

```



```

    type = burstq (blocksize=videoTeleConferenceFrameSize(min=8),
                  period=66000, buffer=65536, duration=1800);
    protocol = tcp (window=1048576);
    own = arl.atm.tisl.ukans.edu:51407;
    peer = hopper.atm.tisl.ukans.edu:51407;
}
test hopper.atm.tisl.ukans.edu {
    type = sink (blocksize=65536, duration=1800);
    protocol = tcp (window=1048576, rcvlowat=8);
    own = hopper.atm.tisl.ukans.edu:51407;
    peer = arl.atm.tisl.ukans.edu:51407;
}
}
cluster {
    test nrl.atm.tisl.ukans.edu {
        type = burstq (blocksize=videoMPEGFrameSize(min=8),
                      period=33000, buffer=65536, duration=1800);
        protocol = tcp (window=1048576);
        own = nrl.atm.tisl.ukans.edu:51301;
        peer = galaga.atm.tisl.ukans.edu:51301;
    }
    test galaga.atm.tisl.ukans.edu {
        type = sink (blocksize=65536, duration=1800);
        protocol = tcp (window=1048576, rcvlowat=8);
        own = galaga.atm.tisl.ukans.edu:51301;
        peer = nrl.atm.tisl.ukans.edu:51301;
    }
}
}
cluster {
    test nrl.atm.tisl.ukans.edu {
        type = burstq (blocksize=videoMPEGFrameSize(min=8),
                      period=33000, buffer=65536, duration=1800);
        protocol = tcp (window=1048576);
        own = nrl.atm.tisl.ukans.edu:51302;
        peer = galaga.atm.tisl.ukans.edu:51302;
    }
    test galaga.atm.tisl.ukans.edu {
        type = sink (blocksize=65536, duration=1800);
        protocol = tcp (window=1048576, rcvlowat=8);
        own = galaga.atm.tisl.ukans.edu:51302;
        peer = nrl.atm.tisl.ukans.edu:51302;
    }
}
}
cluster {
    test nrl.atm.tisl.ukans.edu {
        type = burstq (blocksize=videoMPEGFrameSize(min=8),
                      period=33000, buffer=65536, duration=1800);
        protocol = tcp (window=1048576);
        own = nrl.atm.tisl.ukans.edu:51303;
        peer = galaga.atm.tisl.ukans.edu:51303;
    }
    test galaga.atm.tisl.ukans.edu {
        type = sink (blocksize=65536, duration=1800);
        protocol = tcp (window=1048576, rcvlowat=8);
        own = galaga.atm.tisl.ukans.edu:51303;
        peer = nrl.atm.tisl.ukans.edu:51303;
    }
}
}
cluster {
    test nrl.atm.tisl.ukans.edu {
        type = burstq (blocksize=videoMPEGFrameSize(min=8),
                      period=33000, buffer=65536, duration=1800);
        protocol = tcp (window=1048576);
        own = nrl.atm.tisl.ukans.edu:51304;
        peer = galaga.atm.tisl.ukans.edu:51304;
    }
}
}

```

```

}
test galaga.atm.tisl.ukans.edu {
    type = sink (blocksize=65536, duration=1800);
    protocol = tcp (window=1048576, rcvlowat=8);
    own = galaga.atm.tisl.ukans.edu:51304;
    peer = nrl.atm.tisl.ukans.edu:51304;
}
}
cluster {
    test nrl.atm.tisl.ukans.edu {
        type = burstq (blocksize=videoMPEGFrameSize(min=8),
            period=33000, buffer=65536, duration=1800);
        protocol = tcp (window=1048576);
        own = nrl.atm.tisl.ukans.edu:51305;
        peer = galaga.atm.tisl.ukans.edu:51305;
    }
    test galaga.atm.tisl.ukans.edu {
        type = sink (blocksize=65536, duration=1800);
        protocol = tcp (window=1048576, rcvlowat=8);
        own = galaga.atm.tisl.ukans.edu:51305;
        peer = nrl.atm.tisl.ukans.edu:51305;
    }
}
}
cluster {
    test nrl.atm.tisl.ukans.edu {
        type = burstq (blocksize=videoMPEGFrameSize(min=8),
            period=33000, buffer=65536, duration=1800);
        protocol = tcp (window=1048576);
        own = nrl.atm.tisl.ukans.edu:51306;
        peer = galaga.atm.tisl.ukans.edu:51306;
    }
    test galaga.atm.tisl.ukans.edu {
        type = sink (blocksize=65536, duration=1800);
        protocol = tcp (window=1048576, rcvlowat=8);
        own = galaga.atm.tisl.ukans.edu:51306;
        peer = nrl.atm.tisl.ukans.edu:51306;
    }
}
}
cluster {
    test nrl.atm.tisl.ukans.edu {
        type = burstq (blocksize=videoMPEGFrameSize(min=8),
            period=33000, buffer=65536, duration=1800);
        protocol = tcp (window=1048576);
        own = nrl.atm.tisl.ukans.edu:51307;
        peer = galaga.atm.tisl.ukans.edu:51307;
    }
    test galaga.atm.tisl.ukans.edu {
        type = sink (blocksize=65536, duration=1800);
        protocol = tcp (window=1048576, rcvlowat=8);
        own = galaga.atm.tisl.ukans.edu:51307;
        peer = nrl.atm.tisl.ukans.edu:51307;
    }
}
}
cluster {
    test nrl.atm.tisl.ukans.edu {
        type = burstq (blocksize=videoMPEGFrameSize(min=8),
            period=33000, buffer=65536, duration=1800);
        protocol = tcp (window=1048576);
        own = nrl.atm.tisl.ukans.edu:51308;
        peer = galaga.atm.tisl.ukans.edu:51308;
    }
    test galaga.atm.tisl.ukans.edu {
        type = sink (blocksize=65536, duration=1800);
        protocol = tcp (window=1048576, rcvlowat=8);
        own = galaga.atm.tisl.ukans.edu:51308;
    }
}
}

```

```

    peer = nrl.atm.tisl.ukans.edu:51308;
}
}
cluster {
  test nrl.atm.tisl.ukans.edu {
    type = burstq (blocksize=videoMPEGFrameSize(min=8),
                  period=33000, buffer=65536, duration=1800);
    protocol = tcp (window=1048576);
    own = nrl.atm.tisl.ukans.edu:51309;
    peer = galaga.atm.tisl.ukans.edu:51309;
  }
  test galaga.atm.tisl.ukans.edu {
    type = sink (blocksize=65536, duration=1800);
    protocol = tcp (window=1048576, rcvlowat=8);
    own = galaga.atm.tisl.ukans.edu:51309;
    peer = nrl.atm.tisl.ukans.edu:51309;
  }
}
}
cluster {
  test nrl.atm.tisl.ukans.edu {
    type = burstq (blocksize=videoMPEGFrameSize(min=8),
                  period=33000, buffer=65536, duration=1800);
    protocol = tcp (window=1048576);
    own = nrl.atm.tisl.ukans.edu:51310;
    peer = galaga.atm.tisl.ukans.edu:51310;
  }
  test galaga.atm.tisl.ukans.edu {
    type = sink (blocksize=65536, duration=1800);
    protocol = tcp (window=1048576, rcvlowat=8);
    own = galaga.atm.tisl.ukans.edu:51310;
    peer = nrl.atm.tisl.ukans.edu:51310;
  }
}
}
cluster {
  test nrl.atm.tisl.ukans.edu {
    type = burstq (blocksize=videoMPEGFrameSize(min=8),
                  period=33000, buffer=65536, duration=1800);
    protocol = tcp (window=1048576);
    own = nrl.atm.tisl.ukans.edu:51311;
    peer = galaga.atm.tisl.ukans.edu:51311;
  }
  test galaga.atm.tisl.ukans.edu {
    type = sink (blocksize=65536, duration=1800);
    protocol = tcp (window=1048576, rcvlowat=8);
    own = galaga.atm.tisl.ukans.edu:51311;
    peer = nrl.atm.tisl.ukans.edu:51311;
  }
}
}
cluster {
  test nrl.atm.tisl.ukans.edu {
    type = burstq (blocksize=videoMPEGFrameSize(min=8),
                  period=33000, buffer=65536, duration=1800);
    protocol = tcp (window=1048576);
    own = nrl.atm.tisl.ukans.edu:51312;
    peer = galaga.atm.tisl.ukans.edu:51312;
  }
  test galaga.atm.tisl.ukans.edu {
    type = sink (blocksize=65536, duration=1800);
    protocol = tcp (window=1048576, rcvlowat=8);
    own = galaga.atm.tisl.ukans.edu:51312;
    peer = nrl.atm.tisl.ukans.edu:51312;
  }
}
}
}

```

B.4 60Mbps Background Traffic script

```
parallel {
cluster {
  test arl.atm.tisl.ukans.edu {
    type = burstq (blocksize=WWWItemSize(min=8, max=104857600, shape=0.40),
                  period=WWWRequestInterarrival(lambda=0.000035747, min=1000),
                  buffer=65536, duration=1800);
    protocol = tcp (window=1048576);
    own = arl.atm.tisl.ukans.edu:51201;
    peer = hopper.atm.tisl.ukans.edu:51201;
  }
  test hopper.atm.tisl.ukans.edu {
    type = sink (blocksize=65536, duration=1800);
    protocol = tcp (window=1048576, rcvlowat=8);
    own = hopper.atm.tisl.ukans.edu:51201;
    peer = arl.atm.tisl.ukans.edu:51201;
  }
}
cluster {
  test nrl.atm.tisl.ukans.edu {
    type = burstq (blocksize=ftpItemSize(min=8),
                  repeats=ftpNOfItems(min=1),
                  period=ftpSessionInterarrival(lambda=0.000003745, min=1000),
                  buffer=65536, duration=1800);
    protocol = tcp (window=1048576);
    own = nrl.atm.tisl.ukans.edu:51101;
    peer = galaga.atm.tisl.ukans.edu:51101;
  }
  test galaga.atm.tisl.ukans.edu {
    type = sink (blocksize=65536, duration=1800);
    protocol = tcp (window=1048576, rcvlowat=8);
    own = galaga.atm.tisl.ukans.edu:51101;
    peer = nrl.atm.tisl.ukans.edu:51101;
  }
}
cluster {
  test arl.atm.tisl.ukans.edu {
    type = burstq (blocksize=videoTeleConferenceFrameSize(min=8),
                  period=66000, buffer=65536, duration=1800);
    protocol = tcp (window=1048576);
    own = arl.atm.tisl.ukans.edu:51401;
    peer = hopper.atm.tisl.ukans.edu:51401;
  }
  test hopper.atm.tisl.ukans.edu {
    type = sink (blocksize=65536, duration=1800);
    protocol = tcp (window=1048576, rcvlowat=8);
    own = hopper.atm.tisl.ukans.edu:51401;
    peer = arl.atm.tisl.ukans.edu:51401;
  }
}
cluster {
  test arl.atm.tisl.ukans.edu {
    type = burstq (blocksize=videoTeleConferenceFrameSize(min=8),
                  period=66000, buffer=65536, duration=1800);
    protocol = tcp (window=1048576);
    own = arl.atm.tisl.ukans.edu:51402;
    peer = hopper.atm.tisl.ukans.edu:51402;
  }
  test hopper.atm.tisl.ukans.edu {
    type = sink (blocksize=65536, duration=1800);
    protocol = tcp (window=1048576, rcvlowat=8);
    own = hopper.atm.tisl.ukans.edu:51402;
  }
}
```

```

    peer = arl.atm.tisl.ukans.edu:51402;
}
}
cluster {
  test arl.atm.tisl.ukans.edu {
    type = burstq (blocksize=videoTeleConferenceFrameSize(min=8),
                  period=66000, buffer=65536, duration=1800);
    protocol = tcp (window=1048576);
    own = arl.atm.tisl.ukans.edu:51403;
    peer = hopper.atm.tisl.ukans.edu:51403;
  }
  test hopper.atm.tisl.ukans.edu {
    type = sink (blocksize=65536, duration=1800);
    protocol = tcp (window=1048576, rcvlowat=8);
    own = hopper.atm.tisl.ukans.edu:51403;
    peer = arl.atm.tisl.ukans.edu:51403;
  }
}
}
cluster {
  test arl.atm.tisl.ukans.edu {
    type = burstq (blocksize=videoTeleConferenceFrameSize(min=8),
                  period=66000, buffer=65536, duration=1800);
    protocol = tcp (window=1048576);
    own = arl.atm.tisl.ukans.edu:51404;
    peer = hopper.atm.tisl.ukans.edu:51404;
  }
  test hopper.atm.tisl.ukans.edu {
    type = sink (blocksize=65536, duration=1800);
    protocol = tcp (window=1048576, rcvlowat=8);
    own = hopper.atm.tisl.ukans.edu:51404;
    peer = arl.atm.tisl.ukans.edu:51404;
  }
}
}
cluster {
  test arl.atm.tisl.ukans.edu {
    type = burstq (blocksize=videoTeleConferenceFrameSize(min=8),
                  period=66000, buffer=65536, duration=1800);
    protocol = tcp (window=1048576);
    own = arl.atm.tisl.ukans.edu:51405;
    peer = hopper.atm.tisl.ukans.edu:51405;
  }
  test hopper.atm.tisl.ukans.edu {
    type = sink (blocksize=65536, duration=1800);
    protocol = tcp (window=1048576, rcvlowat=8);
    own = hopper.atm.tisl.ukans.edu:51405;
    peer = arl.atm.tisl.ukans.edu:51405;
  }
}
}
cluster {
  test arl.atm.tisl.ukans.edu {
    type = burstq (blocksize=videoTeleConferenceFrameSize(min=8),
                  period=66000, buffer=65536, duration=1800);
    protocol = tcp (window=1048576);
    own = arl.atm.tisl.ukans.edu:51406;
    peer = hopper.atm.tisl.ukans.edu:51406;
  }
  test hopper.atm.tisl.ukans.edu {
    type = sink (blocksize=65536, duration=1800);
    protocol = tcp (window=1048576, rcvlowat=8);
    own = hopper.atm.tisl.ukans.edu:51406;
    peer = arl.atm.tisl.ukans.edu:51406;
  }
}
}
cluster {
  test arl.atm.tisl.ukans.edu {

```

```

    type = burstq (blocksize=videoTeleConferenceFrameSize(min=8),
                  period=66000, buffer=65536, duration=1800);
    protocol = tcp (window=1048576);
    own = arl.atm.tisl.ukans.edu:51407;
    peer = hopper.atm.tisl.ukans.edu:51407;
}
test hopper.atm.tisl.ukans.edu {
    type = sink (blocksize=65536, duration=1800);
    protocol = tcp (window=1048576, rcvlowat=8);
    own = hopper.atm.tisl.ukans.edu:51407;
    peer = arl.atm.tisl.ukans.edu:51407;
}
}
cluster {
    test arl.atm.tisl.ukans.edu {
        type = burstq (blocksize=videoTeleConferenceFrameSize(min=8),
                      period=66000, buffer=65536, duration=1800);
        protocol = tcp (window=1048576);
        own = arl.atm.tisl.ukans.edu:51408;
        peer = hopper.atm.tisl.ukans.edu:51408;
    }
    test hopper.atm.tisl.ukans.edu {
        type = sink (blocksize=65536, duration=1800);
        protocol = tcp (window=1048576, rcvlowat=8);
        own = hopper.atm.tisl.ukans.edu:51408;
        peer = arl.atm.tisl.ukans.edu:51408;
    }
}
}
cluster {
    test arl.atm.tisl.ukans.edu {
        type = burstq (blocksize=videoTeleConferenceFrameSize(min=8),
                      period=66000, buffer=65536, duration=1800);
        protocol = tcp (window=1048576);
        own = arl.atm.tisl.ukans.edu:51409;
        peer = hopper.atm.tisl.ukans.edu:51409;
    }
    test hopper.atm.tisl.ukans.edu {
        type = sink (blocksize=65536, duration=1800);
        protocol = tcp (window=1048576, rcvlowat=8);
        own = hopper.atm.tisl.ukans.edu:51409;
        peer = arl.atm.tisl.ukans.edu:51409;
    }
}
}
cluster {
    test arl.atm.tisl.ukans.edu {
        type = burstq (blocksize=videoTeleConferenceFrameSize(min=8),
                      period=66000, buffer=65536, duration=1800);
        protocol = tcp (window=1048576);
        own = arl.atm.tisl.ukans.edu:51410;
        peer = hopper.atm.tisl.ukans.edu:51410;
    }
    test hopper.atm.tisl.ukans.edu {
        type = sink (blocksize=65536, duration=1800);
        protocol = tcp (window=1048576, rcvlowat=8);
        own = hopper.atm.tisl.ukans.edu:51410;
        peer = arl.atm.tisl.ukans.edu:51410;
    }
}
}
cluster {
    test arl.atm.tisl.ukans.edu {
        type = burstq (blocksize=videoTeleConferenceFrameSize(min=8),
                      period=66000, buffer=65536, duration=1800);
        protocol = tcp (window=1048576);
        own = arl.atm.tisl.ukans.edu:51411;
        peer = hopper.atm.tisl.ukans.edu:51411;
    }
}
}

```

```

}
test hopper.atm.tisl.ukans.edu {
    type = sink (blocksize=65536, duration=1800);
    protocol = tcp (window=1048576, rcvlowat=8);
    own = hopper.atm.tisl.ukans.edu:51411;
    peer = arl.atm.tisl.ukans.edu:51411;
}
}
cluster {
    test arl.atm.tisl.ukans.edu {
        type = burstq (blocksize=videoTeleConferenceFrameSize(min=8),
            period=66000, buffer=65536, duration=1800);
        protocol = tcp (window=1048576);
        own = arl.atm.tisl.ukans.edu:51412;
        peer = hopper.atm.tisl.ukans.edu:51412;
    }
    test hopper.atm.tisl.ukans.edu {
        type = sink (blocksize=65536, duration=1800);
        protocol = tcp (window=1048576, rcvlowat=8);
        own = hopper.atm.tisl.ukans.edu:51412;
        peer = arl.atm.tisl.ukans.edu:51412;
    }
}
}
cluster {
    test arl.atm.tisl.ukans.edu {
        type = burstq (blocksize=videoTeleConferenceFrameSize(min=8),
            period=66000, buffer=65536, duration=1800);
        protocol = tcp (window=1048576);
        own = arl.atm.tisl.ukans.edu:51413;
        peer = hopper.atm.tisl.ukans.edu:51413;
    }
    test hopper.atm.tisl.ukans.edu {
        type = sink (blocksize=65536, duration=1800);
        protocol = tcp (window=1048576, rcvlowat=8);
        own = hopper.atm.tisl.ukans.edu:51413;
        peer = arl.atm.tisl.ukans.edu:51413;
    }
}
}
cluster {
    test arl.atm.tisl.ukans.edu {
        type = burstq (blocksize=videoTeleConferenceFrameSize(min=8),
            period=66000, buffer=65536, duration=1800);
        protocol = tcp (window=1048576);
        own = arl.atm.tisl.ukans.edu:51414;
        peer = hopper.atm.tisl.ukans.edu:51414;
    }
    test hopper.atm.tisl.ukans.edu {
        type = sink (blocksize=65536, duration=1800);
        protocol = tcp (window=1048576, rcvlowat=8);
        own = hopper.atm.tisl.ukans.edu:51414;
        peer = arl.atm.tisl.ukans.edu:51414;
    }
}
}
cluster {
    test nrl.atm.tisl.ukans.edu {
        type = burstq (blocksize=videoMPEGFrameSize(min=8),
            period=33000, buffer=65536, duration=1800);
        protocol = tcp (window=1048576);
        own = nrl.atm.tisl.ukans.edu:51301;
        peer = galaga.atm.tisl.ukans.edu:51301;
    }
    test galaga.atm.tisl.ukans.edu {
        type = sink (blocksize=65536, duration=1800);
        protocol = tcp (window=1048576, rcvlowat=8);
        own = galaga.atm.tisl.ukans.edu:51301;
    }
}
}

```

```

    peer = nrl.atm.tisl.ukans.edu:51301;
}
}
cluster {
  test nrl.atm.tisl.ukans.edu {
    type = burstq (blocksize=videoMPEGFrameSize(min=8),
                  period=33000, buffer=65536, duration=1800);
    protocol = tcp (window=1048576);
    own = nrl.atm.tisl.ukans.edu:51302;
    peer = galaga.atm.tisl.ukans.edu:51302;
  }
  test galaga.atm.tisl.ukans.edu {
    type = sink (blocksize=65536, duration=1800);
    protocol = tcp (window=1048576, rcvlowat=8);
    own = galaga.atm.tisl.ukans.edu:51302;
    peer = nrl.atm.tisl.ukans.edu:51302;
  }
}
}
cluster {
  test nrl.atm.tisl.ukans.edu {
    type = burstq (blocksize=videoMPEGFrameSize(min=8),
                  period=33000, buffer=65536, duration=1800);
    protocol = tcp (window=1048576);
    own = nrl.atm.tisl.ukans.edu:51303;
    peer = galaga.atm.tisl.ukans.edu:51303;
  }
  test galaga.atm.tisl.ukans.edu {
    type = sink (blocksize=65536, duration=1800);
    protocol = tcp (window=1048576, rcvlowat=8);
    own = galaga.atm.tisl.ukans.edu:51303;
    peer = nrl.atm.tisl.ukans.edu:51303;
  }
}
}
cluster {
  test nrl.atm.tisl.ukans.edu {
    type = burstq (blocksize=videoMPEGFrameSize(min=8),
                  period=33000, buffer=65536, duration=1800);
    protocol = tcp (window=1048576);
    own = nrl.atm.tisl.ukans.edu:51304;
    peer = galaga.atm.tisl.ukans.edu:51304;
  }
  test galaga.atm.tisl.ukans.edu {
    type = sink (blocksize=65536, duration=1800);
    protocol = tcp (window=1048576, rcvlowat=8);
    own = galaga.atm.tisl.ukans.edu:51304;
    peer = nrl.atm.tisl.ukans.edu:51304;
  }
}
}
cluster {
  test nrl.atm.tisl.ukans.edu {
    type = burstq (blocksize=videoMPEGFrameSize(min=8),
                  period=33000, buffer=65536, duration=1800);
    protocol = tcp (window=1048576);
    own = nrl.atm.tisl.ukans.edu:51305;
    peer = galaga.atm.tisl.ukans.edu:51305;
  }
  test galaga.atm.tisl.ukans.edu {
    type = sink (blocksize=65536, duration=1800);
    protocol = tcp (window=1048576, rcvlowat=8);
    own = galaga.atm.tisl.ukans.edu:51305;
    peer = nrl.atm.tisl.ukans.edu:51305;
  }
}
}
cluster {
  test nrl.atm.tisl.ukans.edu {

```



```

    type = burstq (blocksize=videoMPEGFrameSize(min=8),
                  period=33000, buffer=65536, duration=1800);
    protocol = tcp (window=1048576);
    own = nrl.atm.tisl.ukans.edu:51306;
    peer = galaga.atm.tisl.ukans.edu:51306;
}
test galaga.atm.tisl.ukans.edu {
    type = sink (blocksize=65536, duration=1800);
    protocol = tcp (window=1048576, rcvlowat=8);
    own = galaga.atm.tisl.ukans.edu:51306;
    peer = nrl.atm.tisl.ukans.edu:51306;
}
}
cluster {
    test nrl.atm.tisl.ukans.edu {
        type = burstq (blocksize=videoMPEGFrameSize(min=8),
                      period=33000, buffer=65536, duration=1800);
        protocol = tcp (window=1048576);
        own = nrl.atm.tisl.ukans.edu:51307;
        peer = galaga.atm.tisl.ukans.edu:51307;
    }
    test galaga.atm.tisl.ukans.edu {
        type = sink (blocksize=65536, duration=1800);
        protocol = tcp (window=1048576, rcvlowat=8);
        own = galaga.atm.tisl.ukans.edu:51307;
        peer = nrl.atm.tisl.ukans.edu:51307;
    }
}
}
cluster {
    test nrl.atm.tisl.ukans.edu {
        type = burstq (blocksize=videoMPEGFrameSize(min=8),
                      period=33000, buffer=65536, duration=1800);
        protocol = tcp (window=1048576);
        own = nrl.atm.tisl.ukans.edu:51308;
        peer = galaga.atm.tisl.ukans.edu:51308;
    }
    test galaga.atm.tisl.ukans.edu {
        type = sink (blocksize=65536, duration=1800);
        protocol = tcp (window=1048576, rcvlowat=8);
        own = galaga.atm.tisl.ukans.edu:51308;
        peer = nrl.atm.tisl.ukans.edu:51308;
    }
}
}
cluster {
    test nrl.atm.tisl.ukans.edu {
        type = burstq (blocksize=videoMPEGFrameSize(min=8),
                      period=33000, buffer=65536, duration=1800);
        protocol = tcp (window=1048576);
        own = nrl.atm.tisl.ukans.edu:51309;
        peer = galaga.atm.tisl.ukans.edu:51309;
    }
    test galaga.atm.tisl.ukans.edu {
        type = sink (blocksize=65536, duration=1800);
        protocol = tcp (window=1048576, rcvlowat=8);
        own = galaga.atm.tisl.ukans.edu:51309;
        peer = nrl.atm.tisl.ukans.edu:51309;
    }
}
}
cluster {
    test nrl.atm.tisl.ukans.edu {
        type = burstq (blocksize=videoMPEGFrameSize(min=8),
                      period=33000, buffer=65536, duration=1800);
        protocol = tcp (window=1048576);
        own = nrl.atm.tisl.ukans.edu:51310;
        peer = galaga.atm.tisl.ukans.edu:51310;
    }
}
}

```

```

}
test galaga.atm.tisl.ukans.edu {
    type = sink (blocksize=65536, duration=1800);
    protocol = tcp (window=1048576, rcvlowat=8);
    own = galaga.atm.tisl.ukans.edu:51310;
    peer = nrl.atm.tisl.ukans.edu:51310;
}
}
cluster {
    test nrl.atm.tisl.ukans.edu {
        type = burstq (blocksize=videoMPEGFrameSize(min=8),
            period=33000, buffer=65536, duration=1800);
        protocol = tcp (window=1048576);
        own = nrl.atm.tisl.ukans.edu:51311;
        peer = galaga.atm.tisl.ukans.edu:51311;
    }
    test galaga.atm.tisl.ukans.edu {
        type = sink (blocksize=65536, duration=1800);
        protocol = tcp (window=1048576, rcvlowat=8);
        own = galaga.atm.tisl.ukans.edu:51311;
        peer = nrl.atm.tisl.ukans.edu:51311;
    }
}
}
cluster {
    test nrl.atm.tisl.ukans.edu {
        type = burstq (blocksize=videoMPEGFrameSize(min=8),
            period=33000, buffer=65536, duration=1800);
        protocol = tcp (window=1048576);
        own = nrl.atm.tisl.ukans.edu:51312;
        peer = galaga.atm.tisl.ukans.edu:51312;
    }
    test galaga.atm.tisl.ukans.edu {
        type = sink (blocksize=65536, duration=1800);
        protocol = tcp (window=1048576, rcvlowat=8);
        own = galaga.atm.tisl.ukans.edu:51312;
        peer = nrl.atm.tisl.ukans.edu:51312;
    }
}
}
cluster {
    test nrl.atm.tisl.ukans.edu {
        type = burstq (blocksize=videoMPEGFrameSize(min=8),
            period=33000, buffer=65536, duration=1800);
        protocol = tcp (window=1048576);
        own = nrl.atm.tisl.ukans.edu:51313;
        peer = galaga.atm.tisl.ukans.edu:51313;
    }
    test galaga.atm.tisl.ukans.edu {
        type = sink (blocksize=65536, duration=1800);
        protocol = tcp (window=1048576, rcvlowat=8);
        own = galaga.atm.tisl.ukans.edu:51313;
        peer = nrl.atm.tisl.ukans.edu:51313;
    }
}
}
cluster {
    test nrl.atm.tisl.ukans.edu {
        type = burstq (blocksize=videoMPEGFrameSize(min=8),
            period=33000, buffer=65536, duration=1800);
        protocol = tcp (window=1048576);
        own = nrl.atm.tisl.ukans.edu:51314;
        peer = galaga.atm.tisl.ukans.edu:51314;
    }
    test galaga.atm.tisl.ukans.edu {
        type = sink (blocksize=65536, duration=1800);
        protocol = tcp (window=1048576, rcvlowat=8);
        own = galaga.atm.tisl.ukans.edu:51314;
    }
}
}

```

```

    peer = nrl.atm.tisl.ukans.edu:51314;
}
}
cluster {
  test nrl.atm.tisl.ukans.edu {
    type = burstq (blocksize=videoMPEGFrameSize(min=8),
                  period=33000, buffer=65536, duration=1800);
    protocol = tcp (window=1048576);
    own = nrl.atm.tisl.ukans.edu:51315;
    peer = galaga.atm.tisl.ukans.edu:51315;
  }
  test galaga.atm.tisl.ukans.edu {
    type = sink (blocksize=65536, duration=1800);
    protocol = tcp (window=1048576, rcvlowat=8);
    own = galaga.atm.tisl.ukans.edu:51315;
    peer = nrl.atm.tisl.ukans.edu:51315;
  }
}
}
cluster {
  test nrl.atm.tisl.ukans.edu {
    type = burstq (blocksize=videoMPEGFrameSize(min=8),
                  period=33000, buffer=65536, duration=1800);
    protocol = tcp (window=1048576);
    own = nrl.atm.tisl.ukans.edu:51316;
    peer = galaga.atm.tisl.ukans.edu:51316;
  }
  test galaga.atm.tisl.ukans.edu {
    type = sink (blocksize=65536, duration=1800);
    protocol = tcp (window=1048576, rcvlowat=8);
    own = galaga.atm.tisl.ukans.edu:51316;
    peer = nrl.atm.tisl.ukans.edu:51316;
  }
}
}
cluster {
  test nrl.atm.tisl.ukans.edu {
    type = burstq (blocksize=videoMPEGFrameSize(min=8),
                  period=33000, buffer=65536, duration=1800);
    protocol = tcp (window=1048576);
    own = nrl.atm.tisl.ukans.edu:51317;
    peer = galaga.atm.tisl.ukans.edu:51317;
  }
  test galaga.atm.tisl.ukans.edu {
    type = sink (blocksize=65536, duration=1800);
    protocol = tcp (window=1048576, rcvlowat=8);
    own = galaga.atm.tisl.ukans.edu:51317;
    peer = nrl.atm.tisl.ukans.edu:51317;
  }
}
}
cluster {
  test nrl.atm.tisl.ukans.edu {
    type = burstq (blocksize=videoMPEGFrameSize(min=8),
                  period=33000, buffer=65536, duration=1800);
    protocol = tcp (window=1048576);
    own = nrl.atm.tisl.ukans.edu:51318;
    peer = galaga.atm.tisl.ukans.edu:51318;
  }
  test galaga.atm.tisl.ukans.edu {
    type = sink (blocksize=65536, duration=1800);
    protocol = tcp (window=1048576, rcvlowat=8);
    own = galaga.atm.tisl.ukans.edu:51318;
    peer = nrl.atm.tisl.ukans.edu:51318;
  }
}
}
cluster {
  test nrl.atm.tisl.ukans.edu {

```

```

    type = burstq (blocksize=videoMPEGFrameSize(min=8),
                  period=33000, buffer=65536, duration=1800);
    protocol = tcp (window=1048576);
    own = nrl.atm.tisl.ukans.edu:51319;
    peer = galaga.atm.tisl.ukans.edu:51319;
}
test galaga.atm.tisl.ukans.edu {
    type = sink (blocksize=65536, duration=1800);
    protocol = tcp (window=1048576, rcvlowat=8);
    own = galaga.atm.tisl.ukans.edu:51319;
    peer = nrl.atm.tisl.ukans.edu:51319;
}
}
cluster {
    test nrl.atm.tisl.ukans.edu {
        type = burstq (blocksize=videoMPEGFrameSize(min=8),
                      period=33000, buffer=65536, duration=1800);
        protocol = tcp (window=1048576);
        own = nrl.atm.tisl.ukans.edu:51320;
        peer = galaga.atm.tisl.ukans.edu:51320;
    }
    test galaga.atm.tisl.ukans.edu {
        type = sink (blocksize=65536, duration=1800);
        protocol = tcp (window=1048576, rcvlowat=8);
        own = galaga.atm.tisl.ukans.edu:51320;
        peer = nrl.atm.tisl.ukans.edu:51320;
    }
}
cluster {
    test nrl.atm.tisl.ukans.edu {
        type = burstq (blocksize=videoMPEGFrameSize(min=8),
                      period=33000, buffer=65536, duration=1800);
        protocol = tcp (window=1048576);
        own = nrl.atm.tisl.ukans.edu:51321;
        peer = galaga.atm.tisl.ukans.edu:51321;
    }
    test galaga.atm.tisl.ukans.edu {
        type = sink (blocksize=65536, duration=1800);
        protocol = tcp (window=1048576, rcvlowat=8);
        own = galaga.atm.tisl.ukans.edu:51321;
        peer = nrl.atm.tisl.ukans.edu:51321;
    }
}
cluster {
    test nrl.atm.tisl.ukans.edu {
        type = burstq (blocksize=videoMPEGFrameSize(min=8),
                      period=33000, buffer=65536, duration=1800);
        protocol = tcp (window=1048576);
        own = nrl.atm.tisl.ukans.edu:51322;
        peer = galaga.atm.tisl.ukans.edu:51322;
    }
    test galaga.atm.tisl.ukans.edu {
        type = sink (blocksize=65536, duration=1800);
        protocol = tcp (window=1048576, rcvlowat=8);
        own = galaga.atm.tisl.ukans.edu:51322;
        peer = nrl.atm.tisl.ukans.edu:51322;
    }
}
cluster {
    test nrl.atm.tisl.ukans.edu {
        type = burstq (blocksize=videoMPEGFrameSize(min=8),
                      period=33000, buffer=65536, duration=1800);
        protocol = tcp (window=1048576);
        own = nrl.atm.tisl.ukans.edu:51323;
        peer = galaga.atm.tisl.ukans.edu:51323;
    }
}

```

```
}
test galaga.atm.tisl.ukans.edu {
  type = sink (blocksize=65536, duration=1800);
  protocol = tcp (window=1048576, rcvlowat=8);
  own = galaga.atm.tisl.ukans.edu:51323;
  peer = nrl.atm.tisl.ukans.edu:51323;
}
}
}
```

Bibliography

- [1] V. Paxson, "Empirically Derived Analytic Models of Wide-Area TCP Connections," IEEE/ACM Transactions on Networking, VOL. 2, NO. 4, August 1994.
- [2] V. Paxson, "Empirically-derived analytic models of wide-area TCP connections : Extended report," Lawrence Berkeley Lab., Rep. LBL-34086, May, 1993, Available as papers/ WAN-TCP-models.prelim.1.ps.Z and WAN-TCP-models.prelim.2.ps.Z via anonymous FTP to ftp.ee.lbl.gov.
- [3] V. Paxson, and S. Floyd, "Wide-Area Traffic : The Failure of Poisson Modeling," Lawrence Berkeley Lab., July 18, 1995.
- [4] R. Caceres, P.B. Danzig, S. Jamin, and D.J. Mitzel, "Characteristics of Wide-Area TCP/IP Conversations," Computer Science Department, University of Southern California, Los Angeles, California.
- [5] P.B. Danzig, and S. Jamin, "tcplib : A Library of TCP Internetwork Traffic Characteristics," Computer Science Department, University of Southern California, Los Angeles, California. USC-CS-91-495.
- [6] P.B. Danzig, S. Jamin, R. Caceres, D.J. Mitzel, and D. Estrin, "An Empirical Workload Model for Driving Wide-Area TCP/IP Network Simulations,

- "Computer Science Department, University of Southern California, Los Angeles, California.
- [7] D.P. Heyman, A. Tabatabai, and T.V. Lakshman, "Statistical Analysis and Simulation Study of Video Teleconference Traffic in ATM Networks," IEEE Transactions on Circuits and System for Video Technology, VOL. 2, NO. 1, March 1992.
- [8] B. Maglaris, D. Anastassiou, P. Sen, G. Karlsson, and J.D. Robbins, "Performance Models of Statistical Multiplexing in Packet Video Communications," IEEE Transactions on Communications, VOL. 36, NO. 7, July 1988.
- [9] N.M. Marafih, Y. Zhang, and R.L. Pickholtz, "Modeling and Queueing Analysis of Variable-Bit-Rate Coded Video Sources in ATM Networks," IEEE Transactions on Circuits and Systems for Video Technology, VOL. 4, NO. 2, April 1994.
- [10] D. P. Heyman and T. V. Lakshman, "Source Models for VBR Broadcast-Video Traffic," IEEE/ACM Transactions on Networking, VOL. 4, NO. 1, February 1996.
- [11] M. Krunz, and J. Hughes, "A Traffic Model For MPEG-Coded VBR Streams," Department of Electrical Engineering, Department of Computer Science, Michigan State University.
- [12] J. Murphy, "Resource Allocation in ATM networks," Dublin City University, March 1996.
- [13] R.O. Puvral, "ASYNCHRONOUS TRANSFER MODE NETWORKS : Performance Issues," 2nd Edition, Artech House Boston London, ISBN 0-89006-804-6.

- [14] S.F. Smith, "Telephony and Telegraphy," Oxford University Press, 3rd Edition, 1978.
- [15] R.L. Freeman, "Telecommunication System Engineering," 2nd Edition, John Wiley & Sons, 1989.
- [16] C. R. Cunha, A. Bestavros, and M. E. Crovella, "Characteristics of WWW Client-based Traces," Computer Science Department, Boston University. Technical Report BU-CS-95-010, July 18, 1995.
- [17] M. E. Crovella and A. Bestavros, "Explaining World Wide Web Traffic Self-Similarity," Computer Science Department, Boston University, Revised Technical Report TR-95-015, October 12, 1995.
- [18] T.T. Kwan, R.E. McGrath, and D.A. Reed, "User Access Patterns to NCSA's World Wide Web Server," National Center for Supercomputing Applications, University of Illinois.
- [19] M. F. Arlitt and C. L. Williamson, "Web Server Workload Characterization : The Search for Invariants," Department of Computer Science, University of Saskatchewan, 1996.
- [20] J. A. Martin, "Internet Overload : Disaster in the Making?", PC World Magazine, October 1996, P. 145.
- [21] Roelof Jonkman, "NetSpec 3.0", <http://www.ittc.ukans.edu/projects/aai/products/netspec/>, November 1997.

- [22] V.S. Frost, D.S. Petr, J.B. Evans, D. Niehaus "AAI Performance and Congestion Management Studies : Year 1 Technical Report", Telecommunications and Information Sciences Laboratory, January 1996.
- [23] M. D. Linhart, V.S. Frost, "ATM Background Traffic Impact on UDP Packets, " Information and Telecommunications Technology Center, December 1997.
- [24] R. Atkinson, "RFC Default IP MTU for use over ATM AAL5," RFC 1626, Naval Research Laboratory, May 1994